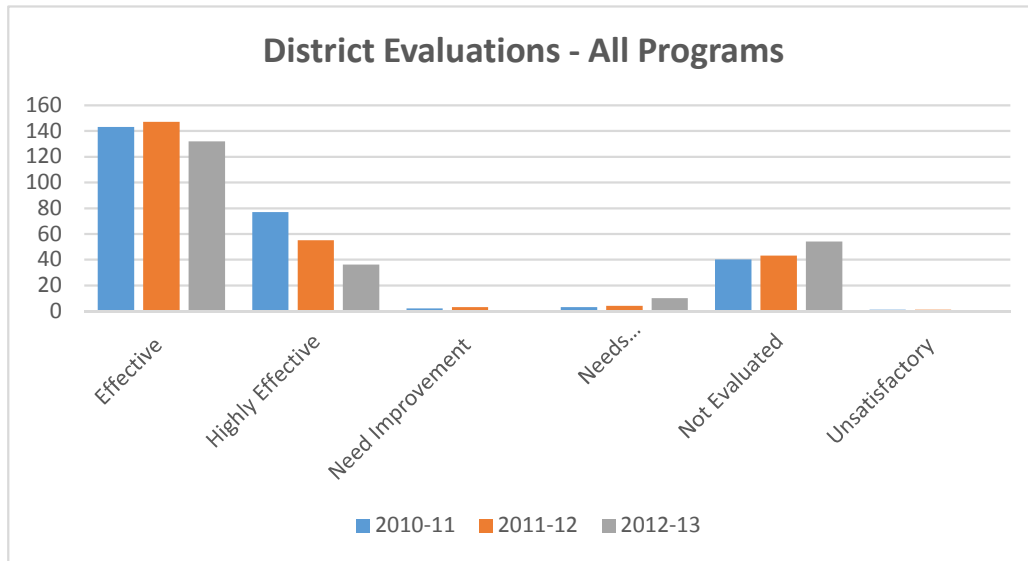


**District Evaluations  
All Programs**

PROGRAM\_NAME (All)

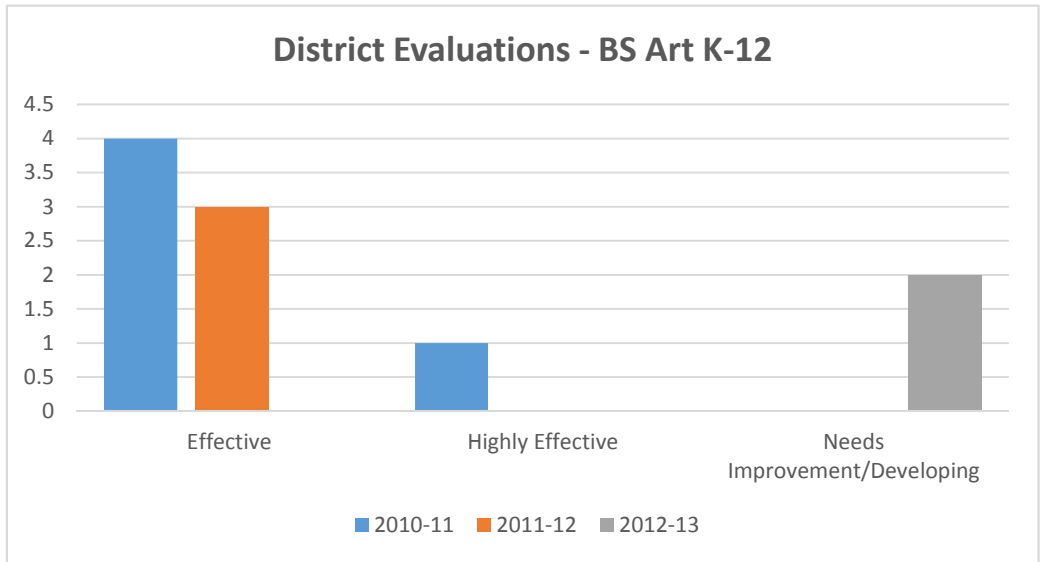
Evaluation Rating	2010-11	2011-12	2012-13	Grand Total
Effective	143	147	132	422
Highly Effective	77	55	36	168
Need Improvement	2	3	0	5
Needs Improvement/Developing	3	4	10	17
Not Evaluated	40	43	54	137
Unsatisfactory	1	1	0	2
<b>Grand Total</b>	<b>266</b>	<b>253</b>	<b>232</b>	<b>751</b>



**District Evaluations  
BS Art K-12**

PROGRAM_NAME	ART K-12
--------------	----------

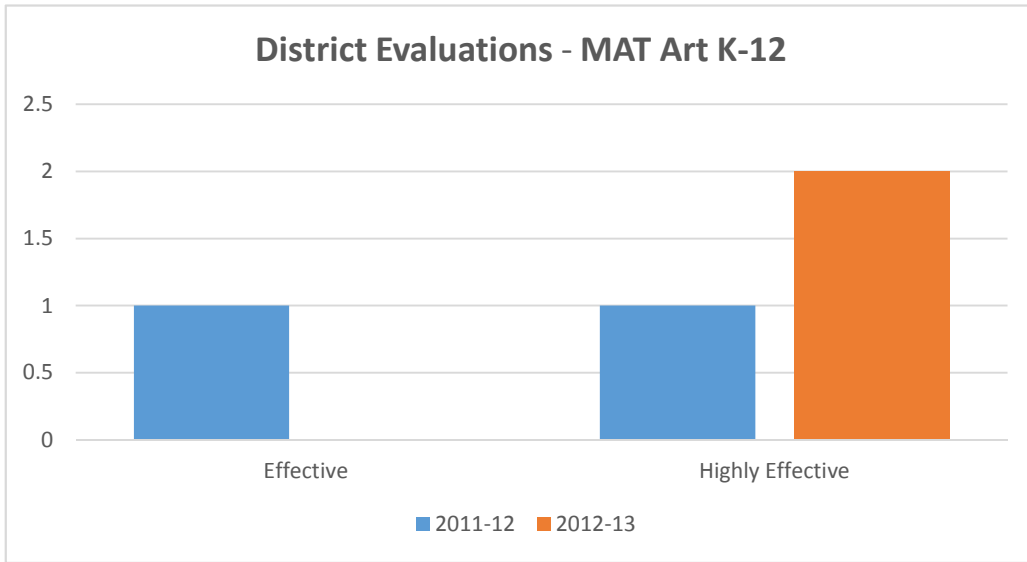
Evaluation Rating	2010-11	2011-12	2012-13	Grand Total
Effective	4	3	0	7
Highly Effective	1	0	0	1
Needs Improvement/Developing	0	0	2	2
<b>Grand Total</b>	<b>5</b>	<b>3</b>	<b>2</b>	<b>10</b>



**District Evaluations**  
**MAT Art K-12**

PROGRAM\_NAME    ART K-12 (MAT)

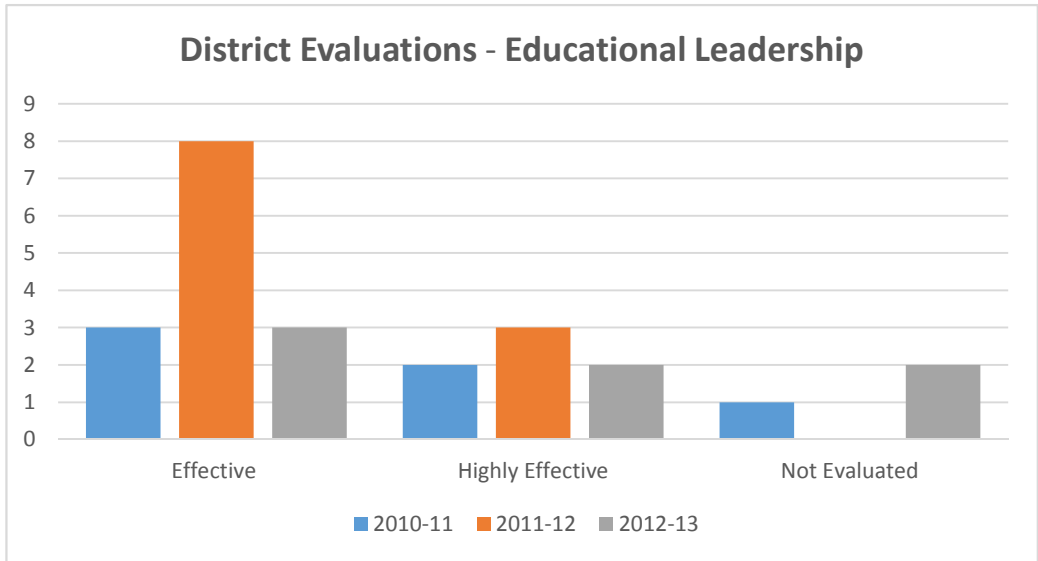
<b>Evaluation Rating</b>	<b>2011-12</b>	<b>2012-13</b>	<b>Grand Total</b>
Effective	1	0	1
Highly Effective	1	2	3
<b>Grand Total</b>	<b>2</b>	<b>2</b>	<b>4</b>



**District Evaluations  
Educational Leadership**

PROGRAM\_NAME EDUCATIONAL LEADERSHIP

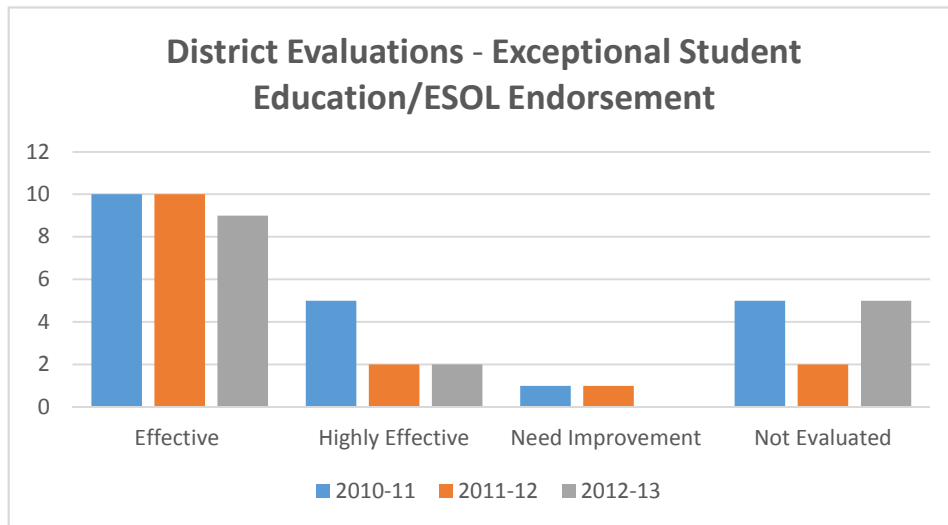
Evaluation Rating	2010-11	2011-12	2012-13	Grand Total	
Effective		3	8	3	14
Highly Effective	2	3	2	7	
Not Evaluated	1	0	2	3	
<b>Grand Total</b>	<b>6</b>	<b>11</b>	<b>7</b>	<b>24</b>	





**District Evaluations**  
**Exceptional Student Education/ESOL Endorsement**

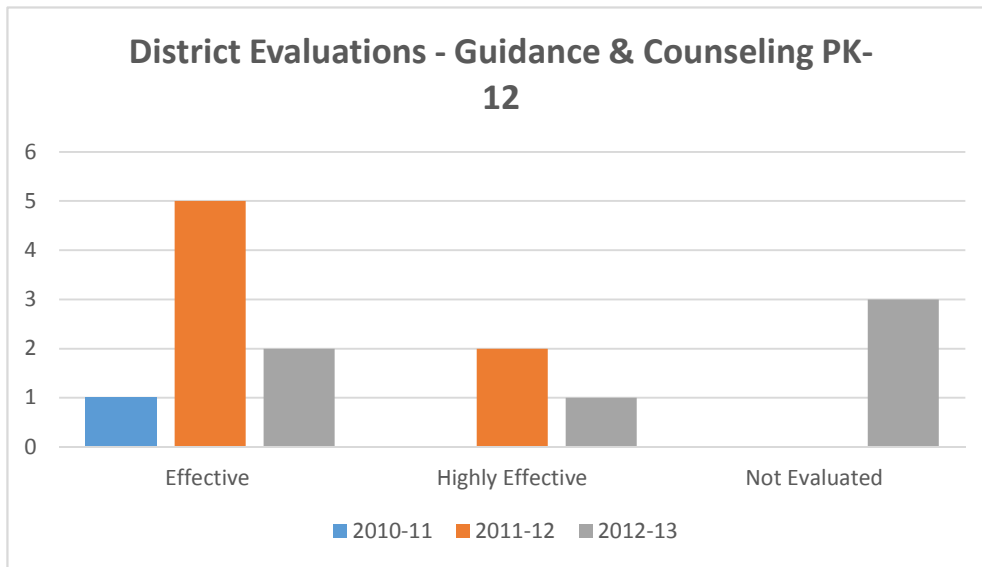
<b>Evaluation Rating</b>	<b>2010-11</b>	<b>2011-12</b>	<b>2012-13</b>	<b>Grand Total</b>
Effective	10	10	9	29
Highly Effective	5	2	2	9
Need Improvement	1	1	0	2
Not Evaluated	5	2	5	12
<b>Grand Total</b>	<b>21</b>	<b>15</b>	<b>16</b>	<b>52</b>



**District Evaluations  
Guidance & Counseling PK-12**

PROGRAM\_NAME GUIDANCE AND COUNSELING PK-12

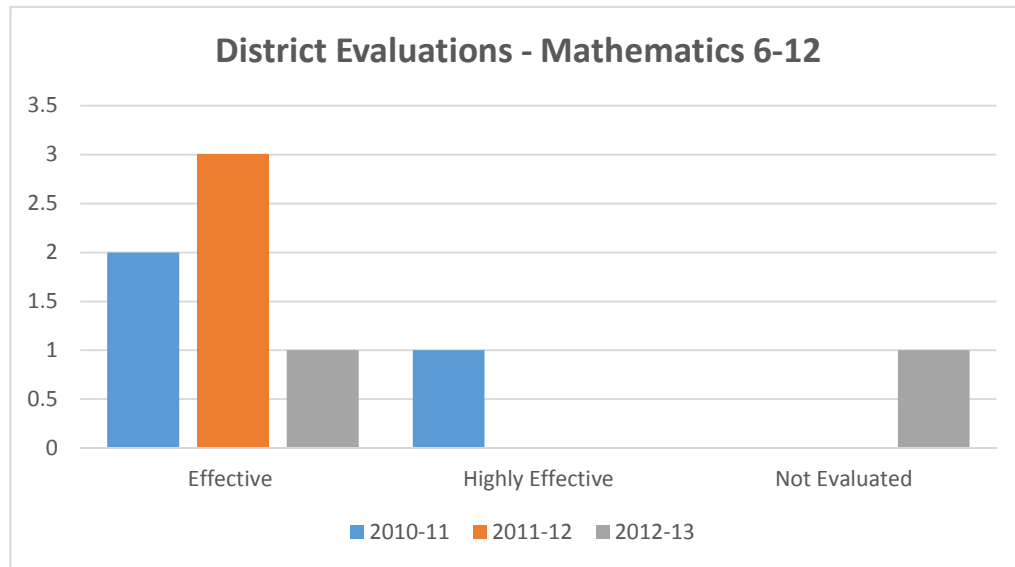
Evaluation Rating	2010-11	2011-12	2012-13	Grand Total
Effective	1	5	2	8
Highly Effective	0	2	1	3
Not Evaluated	0	0	3	3
<b>Grand Total</b>	<b>1</b>	<b>7</b>	<b>6</b>	<b>14</b>



**District Evaluations  
Mathematics 6-12**

PROGRAM\_NAME      MATHEMATICS 6-12

Evaluation Rating	2010-11	2011-12	2012-13	Grand Total
Effective	2	3	1	6
Highly Effective	1	0	0	1
Not Evaluated	0	0	1	1
<b>Grand Total</b>	<b>3</b>	<b>3</b>	<b>2</b>	<b>8</b>

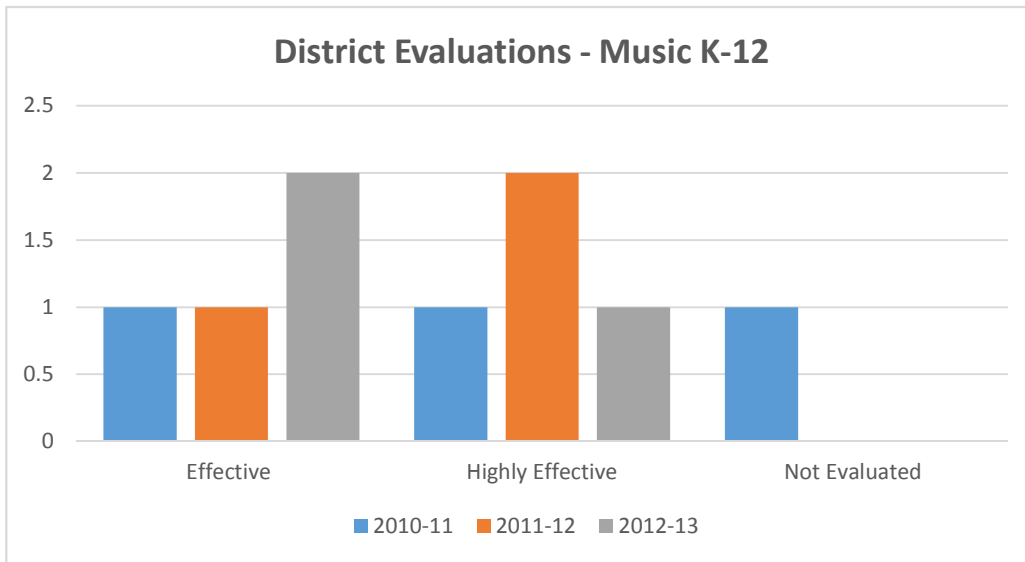




**District Evaluations  
Music K-12**

PROGRAM\_NAME    MUSIC K-12

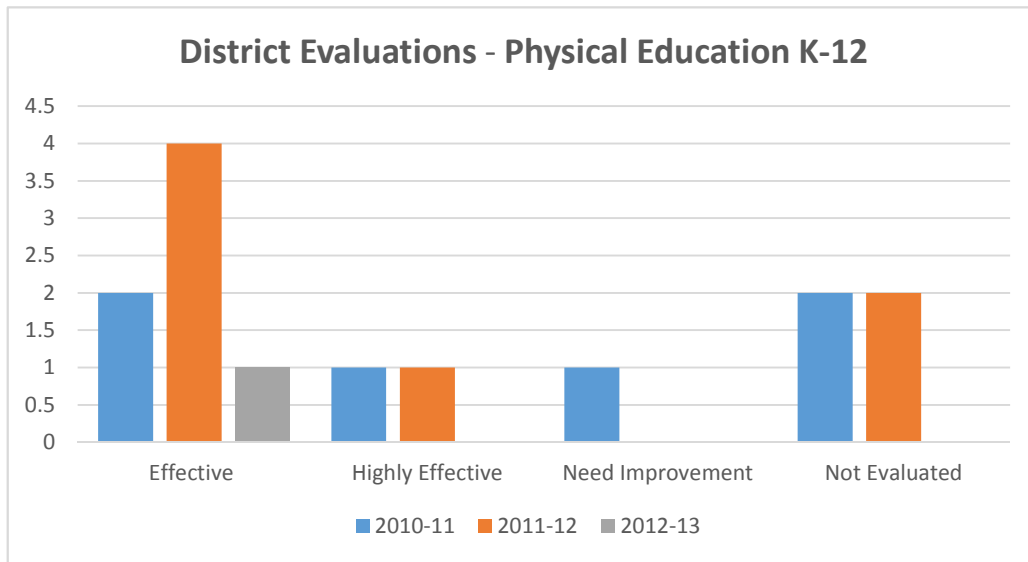
Evaluation Rating	2010-11	2011-12	2012-13	Grand Total
Effective	1	1	2	4
Highly Effective	1	2	1	4
Not Evaluated	1	0	0	1
<b>Grand Total</b>	<b>3</b>	<b>3</b>	<b>3</b>	<b>9</b>



**District Evaluations  
Physical Education K-12**

PROGRAM\_NAME      PHYSICAL EDUCATION K-12

Evaluation Rating	2010-11	2011-12	2012-13	Grand Total
Effective	2	4	1	7
Highly Effective	1	1	0	2
Need Improvement	1	0	0	1
Not Evaluated	2	2	0	4
<b>Grand Total</b>	<b>6</b>	<b>7</b>	<b>1</b>	<b>14</b>

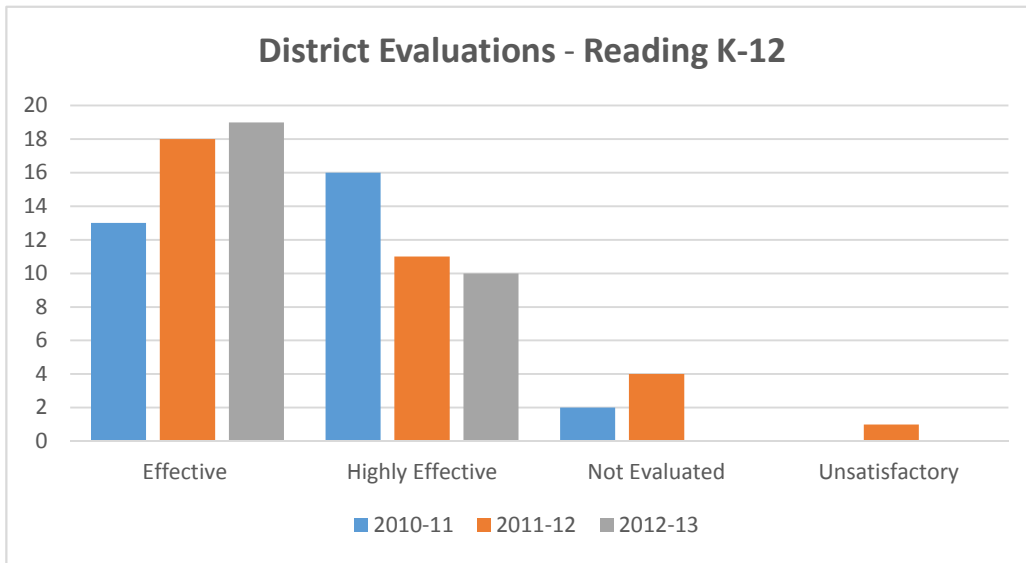




**District Evaluations  
Reading K-12**

PROGRAM\_NAME      READING K-12

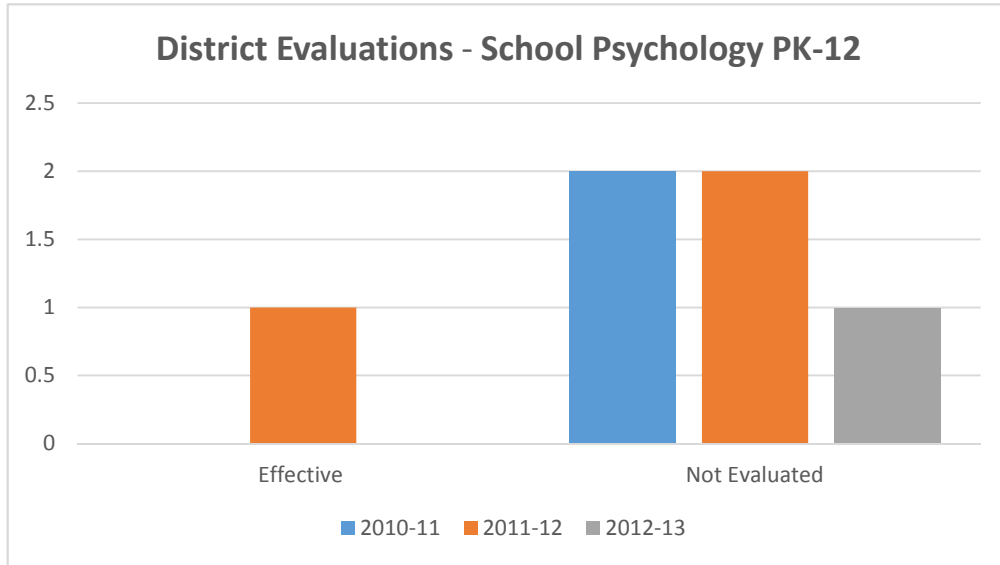
Evaluation Rating	2010-11	2011-12	2012-13	Grand Total
Effective	13	18	19	50
Highly Effective	16	11	10	37
Not Evaluated	2	4	0	6
Unsatisfactory	0	1	0	1
<b>Grand Total</b>	<b>31</b>	<b>34</b>	<b>29</b>	<b>94</b>



**District Evaluations  
School Psychology PK-12**

PROGRAM\_NAME      SCHOOL PSYCHOLOGIST PK-12

Evaluation Rating	2010-11	2011-12	2012-13	Grand Total
Effective	0	1	0	1
Not Evaluated	2	2	1	5
<b>Grand Total</b>	<b>2</b>	<b>3</b>	<b>1</b>	<b>6</b>



**District Evaluations  
Social Sciences 6-12**

PROGRAM\_NAME SOCIAL SCIENCE 6-12

Evaluation Rating	2010-11	2011-12	2012-13	Grand Total
Effective	2	2	1	5
Highly Effective	1	0	0	1
Needs Improvement/Developing	1	0	0	1
Not Evaluated	1	0	0	1
<b>Grand Total</b>	<b>5</b>	<b>2</b>	<b>1</b>	<b>8</b>

