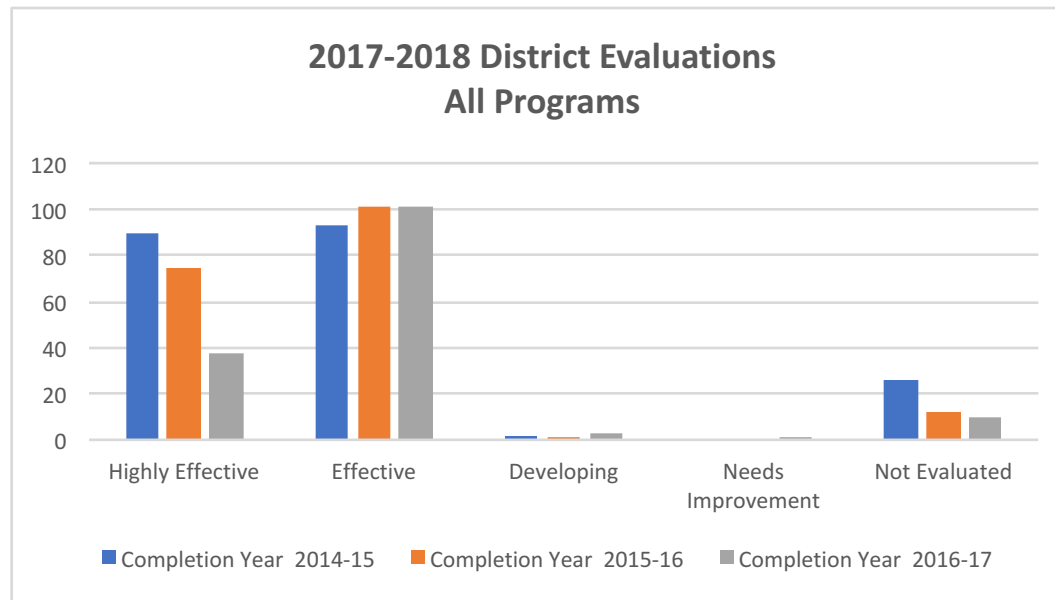


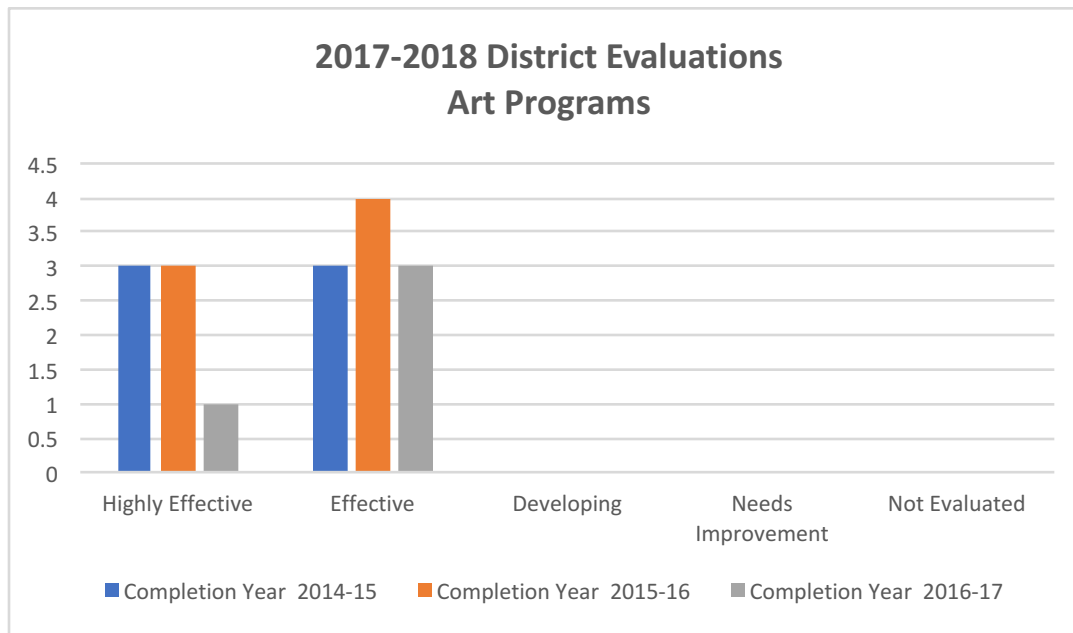
2017-2018 District Evaluations All Programs

Ratings	Completion Year			Grand Total
	2014-15	2015-16	2016-17	
Highly Effective	90	75	38	203
Effective	93	101	101	295
Developing	2	1	3	6
Needs Improvement	0	0	1	1
Not Evaluated	26	12	10	48
Grand Total	211	189	153	553



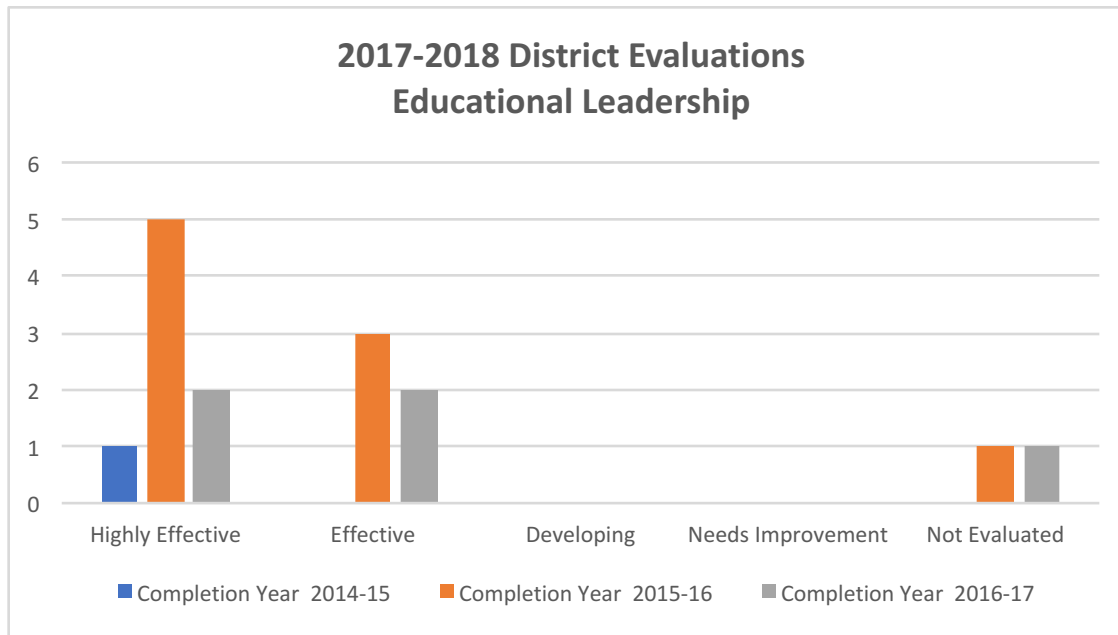
2017-2018 District Evaluations Art Programs

Ratings	Completion Year			Grand Total
	2014-15	2015-16	2016-17	
Highly Effective	3	3	1	7
Effective	3	4	3	10
Developing	0	0	0	0
Needs Improvement	0	0	0	0
Not Evaluated	0	0	0	0
Grand Total	6	7	4	17



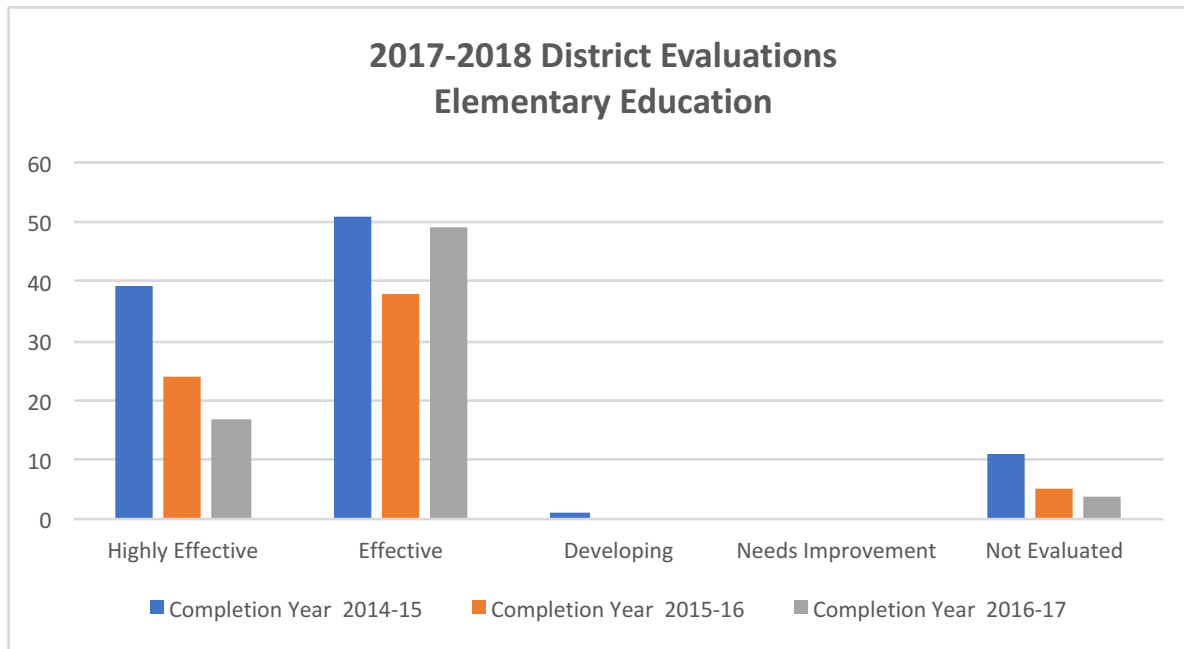
2017-2018 District Evaluations Educational Leadership

Ratings	Completion Year			Grand Total
	2014-15	2015-16	2016-17	
Highly Effective	1	5	2	8
Effective	0	3	2	5
Developing	0	0	0	0
Needs Improvement	0	0	0	0
Not Evaluated	0	1	1	2
Grand Total	1	9	5	15



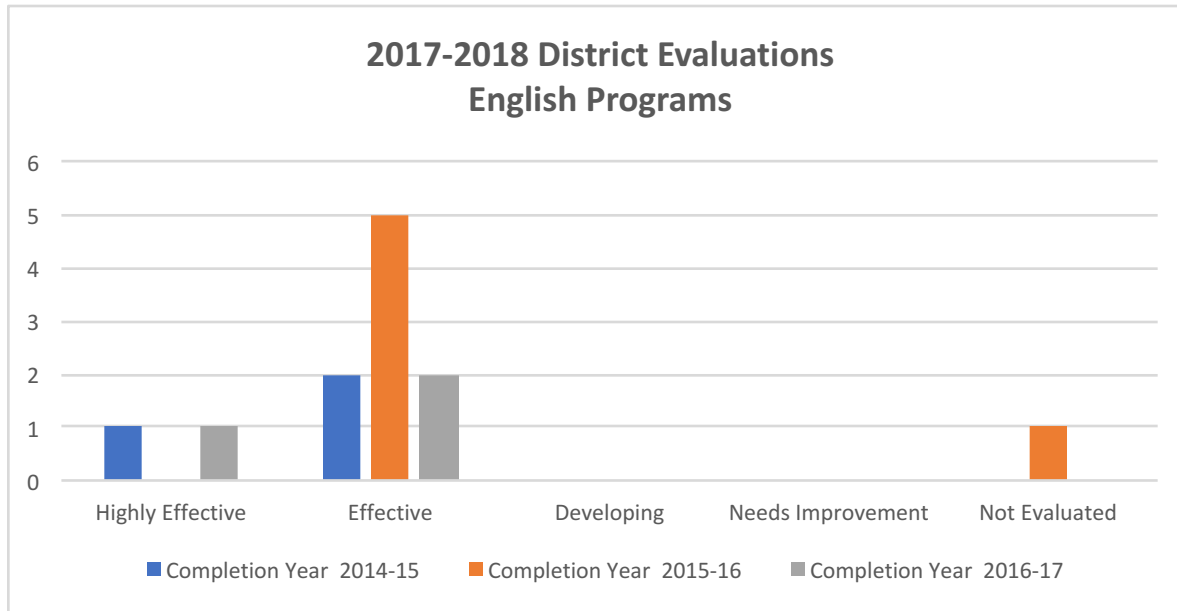
2017-2018 District Evaluations Elementary Education

Ratings	Completion Year			Grand Total
	2014-15	2015-16	2016-17	
Highly Effective	39	24	17	80
Effective	51	38	49	138
Developing	1	0	0	1
Needs Improvement	0	0	0	0
Not Evaluated	11	5	4	20
Grand Total	102	67	70	239



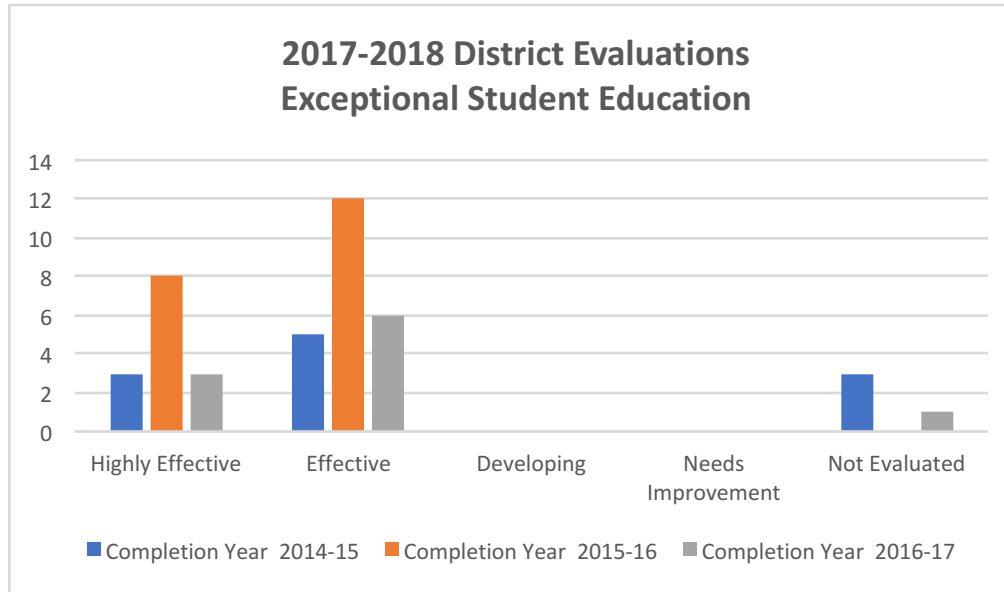
2017-2018 District Evaluations English Programs

Ratings	Completion Year			Grand Total
	2014-15	2015-16	2016-17	
Highly Effective	1	0	1	2
Effective	2	5	2	9
Developing	0	0	0	0
Needs Improvement	0	0	0	0
Not Evaluated	0	1	0	1
Grand Total	3	6	3	12



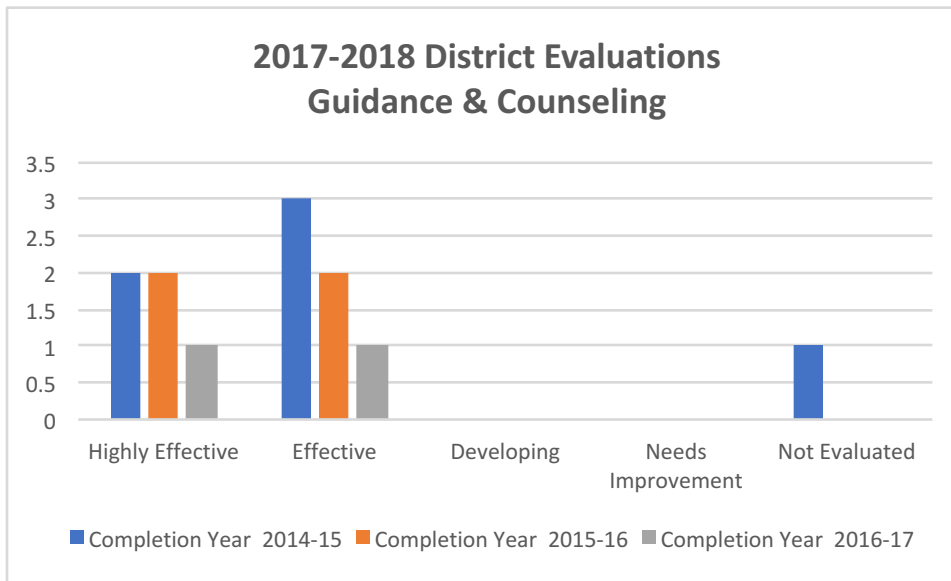
2017-2018 District Evaluations Exceptional Student Education

Ratings	Completion Year			Grand Total
	2014-15	2015-16	2016-17	
Highly Effective	3	8	3	16
Effective	5	12	6	23
Developing	0	0	0	0
Needs Improvement	0	0	0	0
Not Evaluated	3	0	1	4
Grand Total	11	20	10	43



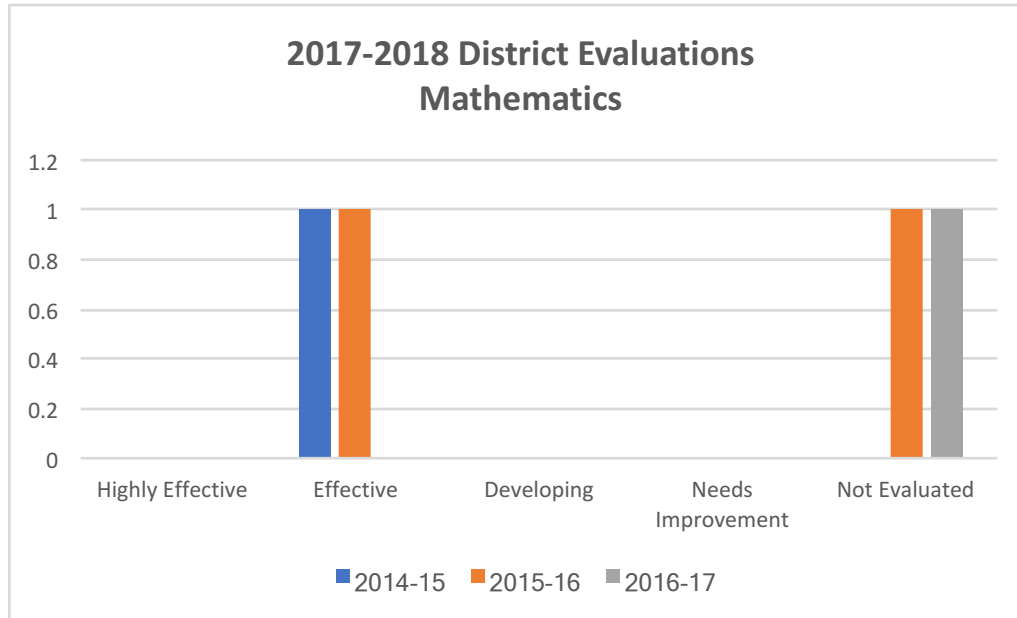
2017-2018 District Evaluations Guidance & Counseling

Ratings	Completion Year			Grand Total
	2014-15	2015-16	2016-17	
Highly Effective	2	2	1	5
Effective	3	2	1	6
Developing	0	0	0	0
Needs Improvement	0	0	0	0
Not Evaluated	1	0	0	1
Grand Total	6	4	2	12



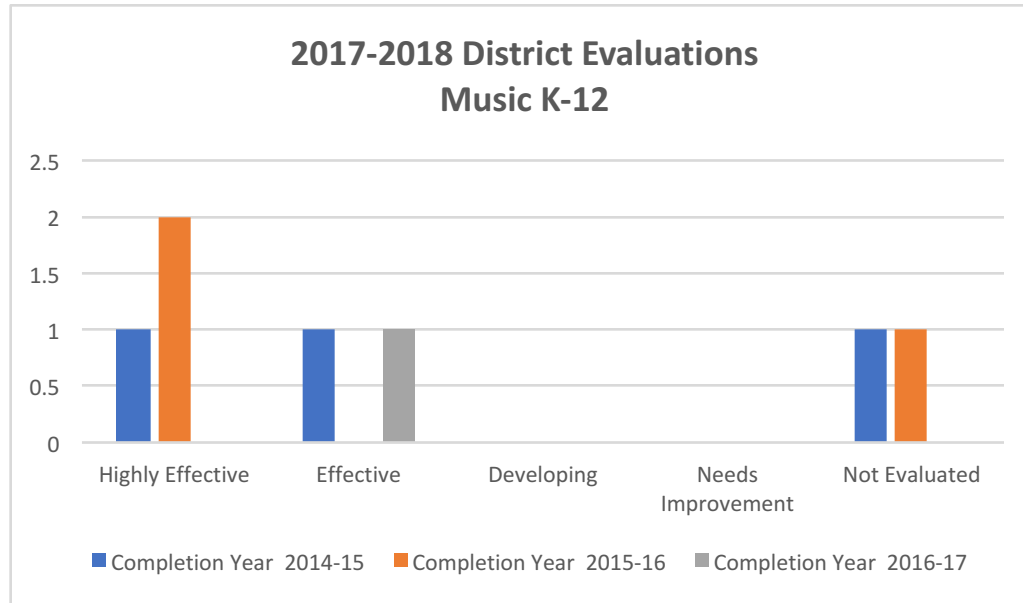
2017-2018 District Evaluations Mathematics

Ratings	Completion Year			Grand Total
	2014-15	2015-16	2016-17	
Highly Effective	0	0	0	0
Effective	1	1	0	2
Developing	0	0	0	0
Needs Improvement	0	0	0	0
Not Evaluated	0	1	1	2
Grand Total	1	2	1	4



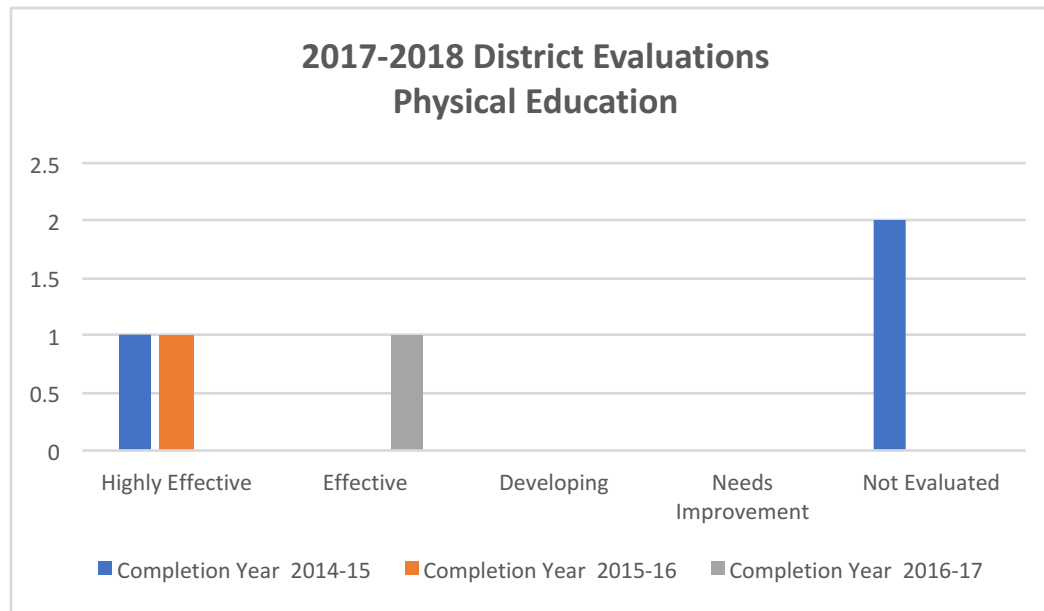
2017-2018 District Evaluations Music K-12

Ratings	Completion Year			Grand Total
	2014-15	2015-16	2016-17	
Highly Effective	1	2	0	3
Effective	1	0	1	2
Developing	0	0	0	0
Needs Improvement	0	0	0	0
Not Evaluated	1	1	0	2
Grand Total	3	3	1	7



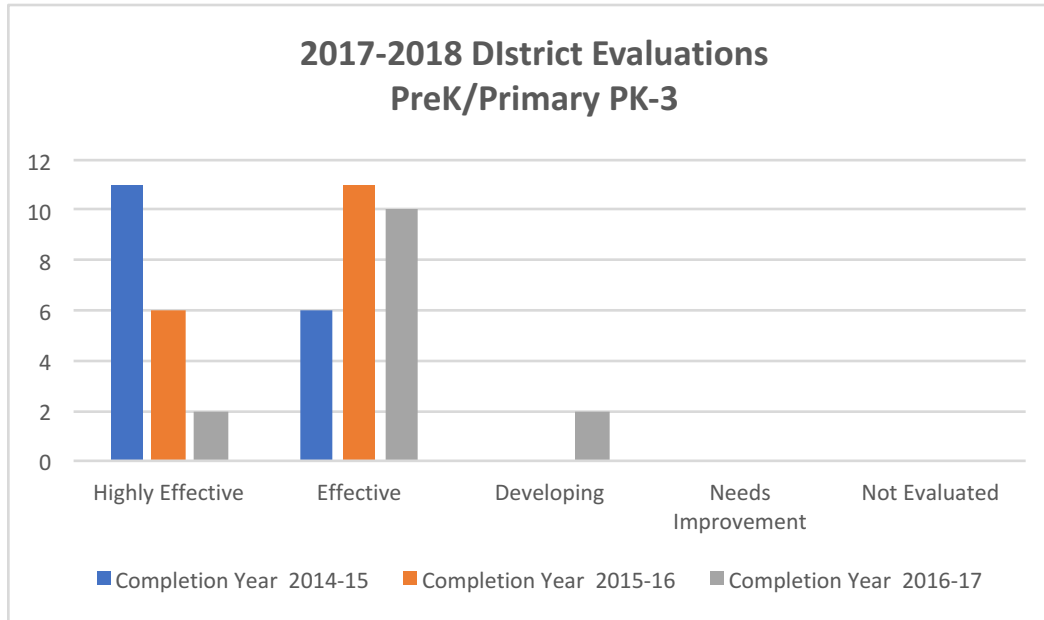
2017-2018 District Evaluations Physical Education

Ratings	Completion Year			Grand Total
	2014-15	2015-16	2016-17	
Highly Effective	1	1	0	2
Effective	0	0	1	1
Developing	0	0	0	0
Needs Improvement	0	0	0	0
Not Evaluated	2	0	0	2
Grand Total	3	1	1	5



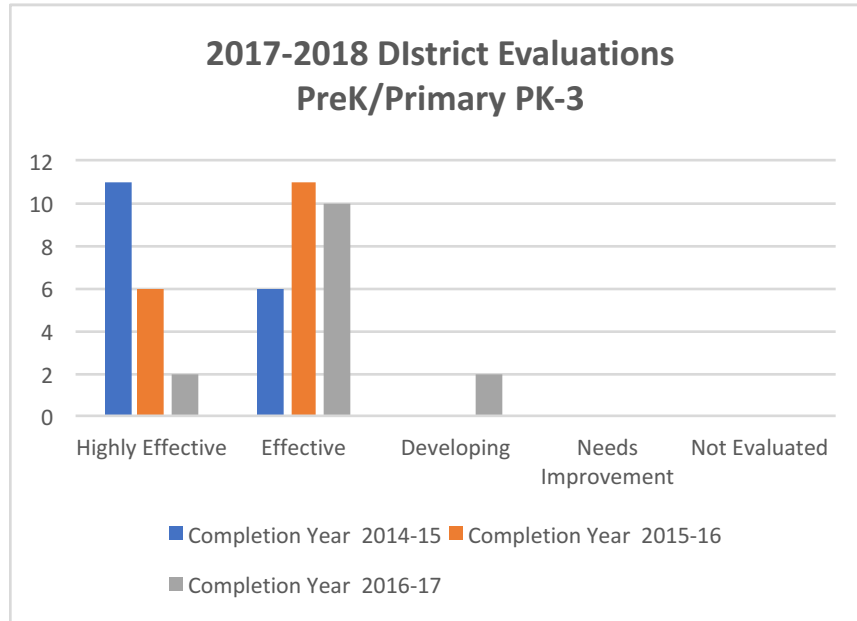
2017-2018 District Evaluations PreK/Primary PK-3

Ratings	Completion Year			Grand Total
	2014-15	2015-16	2016-17	
Highly Effective	11	6	2	19
Effective	6	11	10	27
Developing	0	0	2	2
Needs Improvement	0	0	0	0
Not Evaluated	0	0	0	0
Grand Total	17	17	14	48



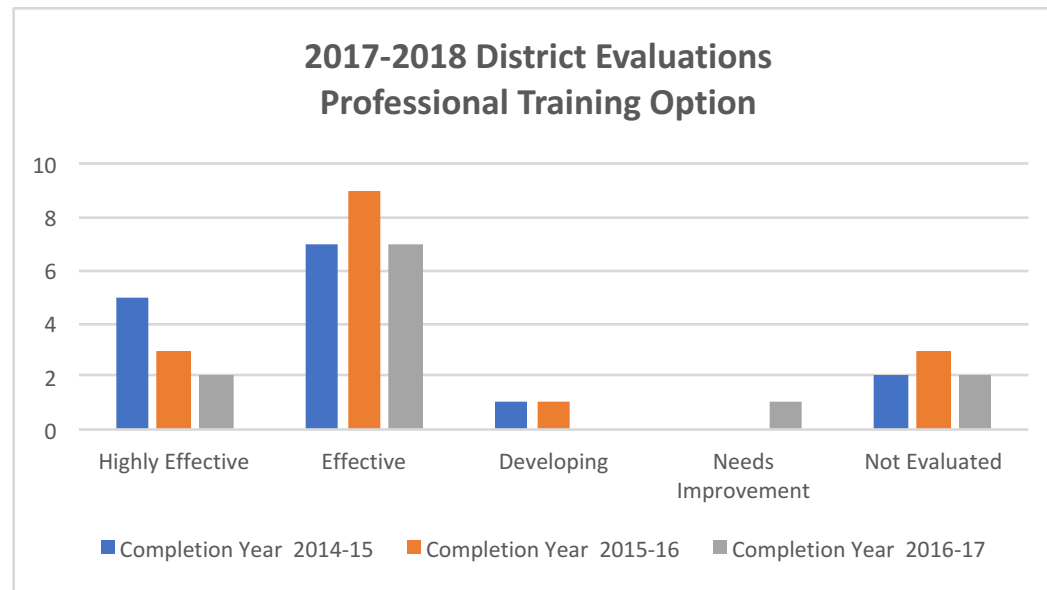
2017-2018 District Evaluations PreK/Primary PK-3

Ratings	Completion Year			Grand Total
	2014-15	2015-16	2016-17	
Highly Effective	11	6	2	19
Effective	6	11	10	27
Developing	0	0	2	2
Needs Improvement	0	0	0	0
Not Evaluated	0	0	0	0
Grand Total	17	17	14	48



2017-2018 District Evaluations Professional Training Option

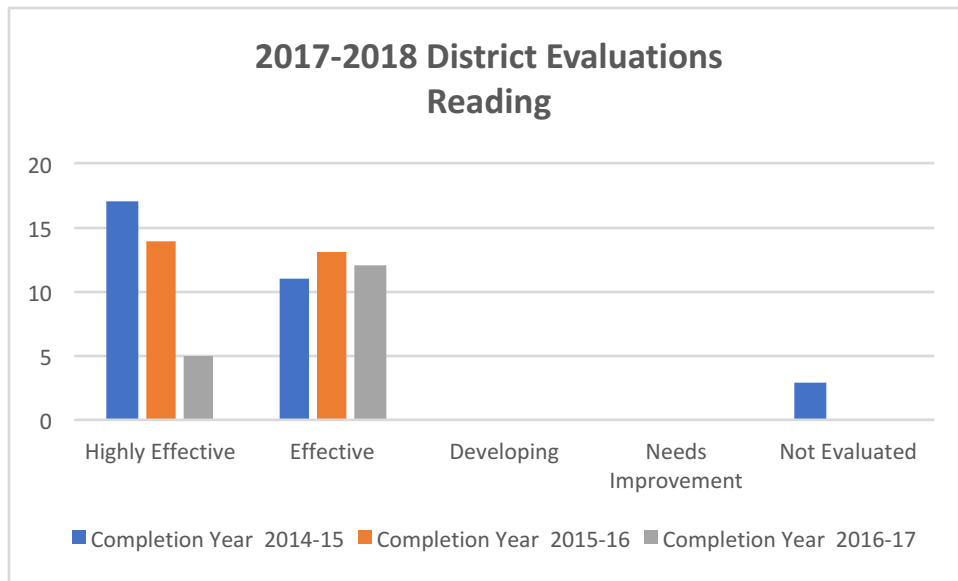
Ratings	Completion Year			Grand Total
	2014-15	2015-16	2016-17	
Highly Effective	5	3	2	10
Effective	7	9	7	23
Developing	1	1	0	2
Needs Improvement	0	0	1	1
Not Evaluated	2	3	2	7
Grand Total	15	16	12	43



2017-2018 District Evaluations

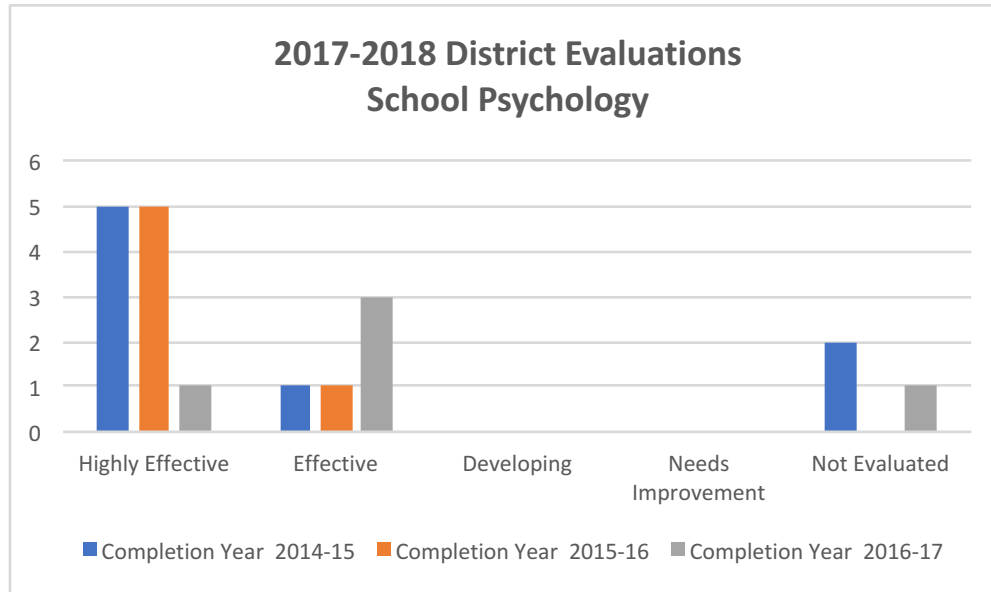
Reading

Ratings	Completion Year			Grand Total
	2014-15	2015-16	2016-17	
Highly Effective	17	14	5	36
Effective	11	13	12	36
Developing	0	0	0	0
Needs Improvement	0	0	0	0
Not Evaluated	3	0	0	3
Grand Total	31	27	17	75



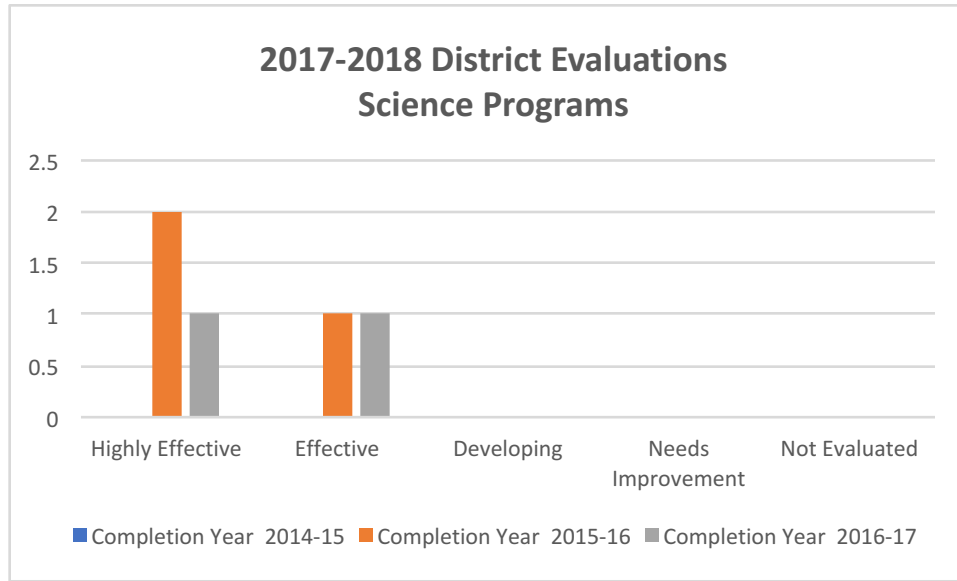
2017-2018 District Evaluations School Psychology

Ratings	Completion Year			Grand Total
	2014-15	2015-16	2016-17	
Highly Effective	5	5	1	11
Effective	1	1	3	5
Developing	0	0	0	0
Needs Improvement	0	0	0	0
Not Evaluated	2	0	1	3
Grand Total	8	6	5	19



2017-2018 District Evaluations Science Programs

Ratings	Completion Year			Grand Total
	2014-15	2015-16	2016-17	
Highly Effective	0	2	1	3
Effective	0	1	1	2
Developing	0	0	0	0
Needs Improvement	0	0	0	0
Not Evaluated	0	0	0	0
Grand Total	0	3	2	5



2017-2018 District Evaluations Social Sciences

Ratings	Completion Year			Grand Total
	2014-15	2015-16	2016-17	
Highly Effective	1	0	0	1
Effective	2	1	3	6
Developing	0	0	1	1
Needs Improvement	0	0	0	0
Not Evaluated	1	0	0	1
Grand Total	4	1	4	9

