

Navigating the 2021 AMCAS Application Cycle for Applicants



Candice Pantor
Sr. Communications Specialist, AMCAS

Jena Wimsatt
Outreach Specialist

April 21, 2020

Association of
American Medical Colleges

Agenda

- Alternative Grading
- AMCAS Application
 - AMCAS Process
 - 2021 Dates and Participation
 - 2021 Application
- Verification
- After Submission
- AMCAS Letter Service
 - The Letter Writer Application
 - Letter Guidelines
- Resources
- Q&A



Alternative Grading

Working with The American Association of Collegiate Registrars and Admissions Officers (AACRAO), the AAMC has identified the following three common policies academic institutions are implementing:

- Maintaining their current letter grade system with no change
- Offering opt-in pass/fail
- Offering mandatory pass/fail

In the AMCAS application, all courses with credit hours and letter grades are calculated into the AMCAS GPA, regardless of whether the credit is counted towards a degree or has been counted towards a school-calculated GPA.

GRADE	CREDIT HOURS	=	AMCAS GPA
A	4		4



AMCAS University

Back of Transcript
OFFICE OF THE REGISTRAR
WASHINGTON, DC 20011
524-587-3565

Pass/fail and other non-qualitative, binary marks (credit/no credit, satisfactory/unsatisfactory) do not have value or weight on the AMCAS GPA.

Symbols

AUD Audited
CR Pass/ Fail Credit
I Incomplete
N No grade recorded
P Test Credit
U Pass/ Fail Failed course
W Withdrew
WF Withdrew Failing
X Absent from Exam
R Repeated Course

Course Notation

R (code) Not Included
DG (code) Deferred Grade

Unit of Credit

Credit is listed in the semester hours

Grading System

A+	4.0	A	4.0
A-	3.7	B+	3.3
B	3.0	B-	2.7
C+	2.3	C	2.0
C-	1.7	D+	1.3
D	1.0	D-	1.0
F	0.0		

AMCAS University

555 Ersatz Avenue
Washington, DC 10101

APPLICANT NAME: Spencer James

DATE OF BIRTH: Feb 31
BASIS OF ADMISSION: HIGH SCHOOL GRAD MAY 2014
COLLEGE: LIBERAL ARTS & SCIENCES
MAJOR: BIOLOGY
DEGREE AWARDED: BS MAY 2018
DATE PRINTED: MAY 04, 2017
TYPE OF CREDIT: SEMESTER HOURS
COPIES REQUESTED: 01 COPY NUMBER: 01 PAGE NO.: 2

Profile & Course Number	Course Title	Gr	Cr	Credits Earned	Credits for GPA	Profile & Course Number	Course Title	Gr	Cr
-------------------------	--------------	----	----	----------------	-----------------	-------------------------	--------------	----	----

AMCAS University

2017 Fall

ANT 3260	LANGUAGE & CULT	B	3.00	3.00	3.00
ANT 3890	AFRICAN HEALTH HIST	B	3.00	3.00	3.00
EEX 4280	DSBL COMM & EMPLY	A	3.00	3.00	3.00
MCB 4203	BACT/VIRAL PATHOGENS	A	3.00	3.00	3.00
PCB 4723	PHYS/MOL BIO OF ANIMALS	A	5.00	5.00	5.00
EARNED HRS	17.00	GRADE PTS	58.00		

AMCAS University

2018 Spring

ANT 3514	INTR BIOL ANTHRO	CR	4.00	4.00	0.00
BOT 2800	PLANTS IN HUMAN AFFAIRS	CR	3.00	3.00	0.00
ART 2562	THE FRANKFURT SCHOOL CUL&FIL	CR	3.00	3.00	0.00
BSC 4936	CRIT ANALYSIS BIO RES	CR	2.00	2.00	0.00
EARNED HRS	12.00	GRADE PTS	0.00		



Applicant Scenario

Standard Grading & AMCAS GPA impact

Below is coursework entry for an applicant who received standard letter grades during the second semester of their Senior year. The applicant took four courses, three of those courses were classified as Biology (€). The biology classification will impact their BCPM GPA.

The applicant received official transcript (€) grades of A for all their courses. Their total credit hours earned for this semester was 12. Their AMCAS Grades (¥) converted to A's for their courses this semester. This would be a common transcript of a school that did not change their grading policies.

STAT	CLASS	YEAR	TERM	NAME	NU	TY	LAB	OT	OT	SE	SU	AM
-	-	-	-		M.	P.	LEC.	GRD.	HRS.	M	PP	GRD.
										HR	HR	
										S.	S.	
SR	BIOL	2018	S2	INTR BIOL ANTHRO.			LEC	A	4	4		A
SR	BIOL	2018	S2	PLANTS IN HUMAN AFFAIRS			LEC	A	3	3		A ¥
SR	ARTS	2018	S2	THE FRANKFURT SCHOOL ON MASS CULTURE & FILM			LEC	A	3	3		A
SR	BIOL	2018	S2	CRIT ANALYSIS BIO RES.			LEC	A	2	2		A

The applicant's grading history shows in their Senior year they received a 4.0 BCPM GPA (€).

The applicant's calculated BCPM hours for their Senior year was 17 (€). As we learned from the coursework entry, 12 of those hours were received in their senior year second semester.

The applicant's GPA for All Other (AO) courses was 3.40 (¥). Three of the 15 awarded credit hours (S) were from the applicant's second semester Art course.

The applicant received an AMCAS GPA of 3.72 (B) with 32 credit hours (B) earned for their senior year.

(f) represents their cumulative undergraduate GPA report.

	BCPM GPA	BCPM Hours	AO GPA	AO Hours	Total GPA	Total Hours
High School						
Freshman	3.87	21.00	3.67	9.00	3.81	30.00
Sophomore	3.12	17.00	3.25	12.00	3.17	29.00
Junior	3.21	17.00	3.71	21.00	3.72	38.00
Senior	4.00 €	17.00 €	3.40 ¥	15.00 S	3.72 B	32.00 B
Postbaccalaureate Undergraduate						
Cumulative Undergraduate	3.68	72.00	3.53	57.00	3.61	129.00 f
Graduate						
Supplemental Hours						
Pass/Fail - Pass						
Pass/Fail - Failed						
Advanced Placement						
CLEP						
Other						



Applicant Scenario

Pass/Fail AMCAS GPA impact

Below is coursework entry for the same applicant who has received Pass/Fail grades during the second semester of their Senior year (Spring 2018). The applicant took four courses, three of those courses were classified as Biology (€). The biology classification will impact their BCPM GPA.

The applicant received official transcript (€) grades of P for all their courses. Their total credit hours earned for this semester was 12. Their AMCAS Grades (¥) converted to P's for their courses this semester.

STAT	CLASS	YEAR	TERM	NAME	NU	TY	LAB	OT	OT	SE	SU	AM
I.	-	-	-		M.	P.	LEC.	GRD.	HRS.	M	PP	GRD.
										HR	HR	
										S.	S.	
SR	BIOL	2018	S2	INTR BIOL ANTHRO.			LEC	P	4	4		P
SR	BIOL	2018	S2	PLANTS IN HUMAN AFFAIRS			LEC	P	3	3		P ¥
SR	ARTS	2018	S2	THE FRANKFURT SCHOOL ON MASS CULTURE & FILM			LEC	P	3	3		P
SR	BIOL	2018	S2	CRIT ANALYSIS BIO RES.			LEC	P	2	2		P

The applicant's grading history shows in their Senior year they received a 4.0 BCPM GPA (€).

The applicant's calculated BCPM hours for their Senior year was 8(€). The remaining 9 hours from their second semester is now being counted under supplemental hours (S).

The applicant's GPA for All Other (AO) courses was 3.25 (¥). Three of the 12 (S) awarded credit hours are from the second semester coursework and counted as supplemental hours (S).

The applicant received an AMCAS GPA of 3.55 (B) with 20 credit hours (B) earned for their senior year.

(f) represents their cumulative undergraduate GPA report.

All Pass/Fail credits are recorded in Supplemental hours (S). The applicant earned 12 Pass/Fail hours in their second semester.

	BCPM GPA	BCPM Hours	AO GPA	AO Hours	Total GPA	Total Hours
High School						
Freshman	3.87	21.00	3.67	9.00	3.81	30.00
Sophomore	3.12	17.00	3.25	12.00	3.17	29.00
Junior	3.21	17.00	3.71	21.00	3.72	38.00
Senior	4.00 €	8.00 €	3.25 ¥	12.00 S	3.55 B	20.00 B
Postbaccalaureate Undergraduate						
Cumulative Undergraduate	3.64	63.00	3.50	54.00	3.57	117.00 f
Graduate						
Supplemental Hours						
Pass/Fail - Pass		12.00 S				
Pass/Fail - Failed						
Advanced Placement						
CLEP						
Other						



Standard grades compared to pass/fail

Credit hours for standard grading scales are calculated in both quality points and the GPA.

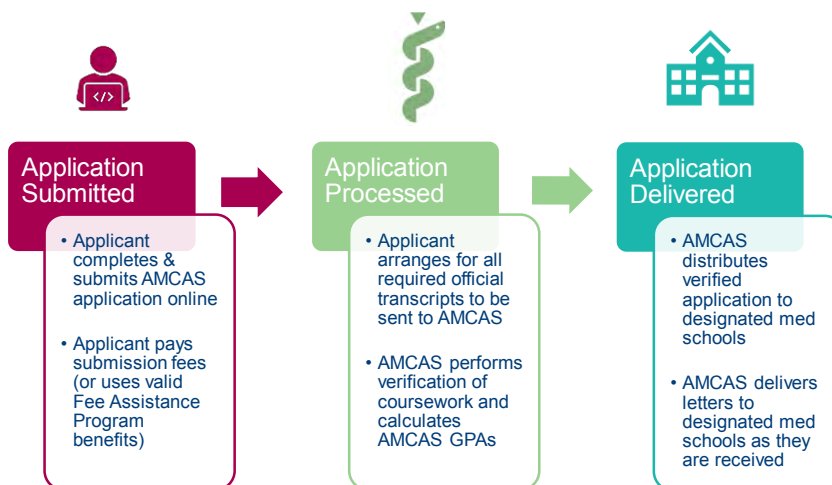
1. $\text{AMCAS Weight} \times \text{Semester Hours} = \text{Quality Points}$
2. $\text{Total Quality Points} / \text{Total Semester Hours} = \text{GPA}$

In the comparison below we're showing the cumulative undergraduate history for both scenarios, pass/fail credit hours are counted as Supplemental Hours and not included in the GPA and hour totals, resulting in 12 less semester hours which reduced BCPM hours, All Other GPA and hours, and Total GPA and hours.

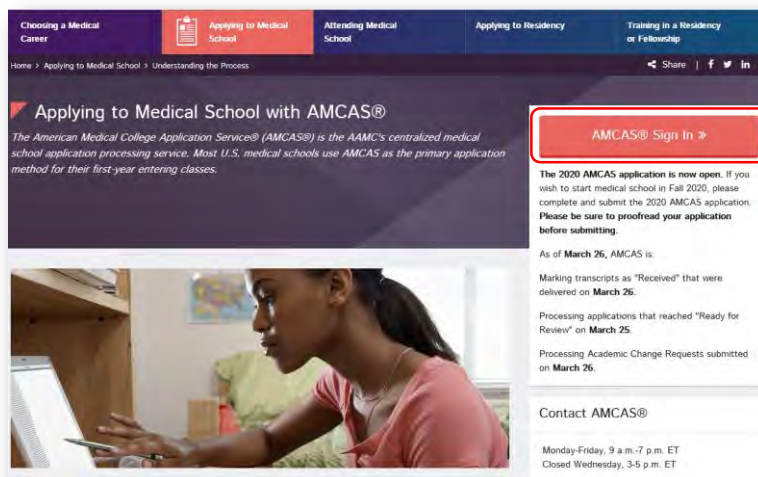
		BCPM GPA	BCPM Hours	AO GPA	AO Hours	Total GPA	Total Hours
Scenario 1	Standard Grading Calculation	3.68	72.00	3.53	57.00	3.61	129.00
Scenario 2	Pass/Fail Grading Calculation	3.64	63.00	3.50	54.00	3.57	117.00
Scenario 2	Supplemental Hours						
	Pass/Fail - Pass	12.00					



How does AMCAS work?



aamc.org/amcas



2021 Application Dates

Application Deadlines

- Application must be submitted by 11:59 p.m. ET of the deadline date
- Transcript deadlines must be received by AMCAS within 14 calendar days of the application deadline date
- Must be received by August 1 for early decision applicants
- Visit www.aamc.org/amcasdeadlines

Date*	Event
April 3	2021 AMCAS resources available
May 4	AMCAS application opens
May 28	AMCAS application submission begins
July 10	Initial transmission of application data to medical schools
August 1	Early Decision Program deadline
Sept.-Dec.	Application deadlines

*Dates subject to change



2021 AMCAS Participation

Tentative 2021 Participation	
Application	153 Schools/Programs All MD granting schools in the United States with the exception of MD programs at Texas public schools
AMCAS Letters	153 Schools/Programs
Criminal Background Checks	128 Schools/Programs

2021 AMCAS Application Fees:

- \$170 processing fee (includes one school designation)
- \$41 for each additional school

aamc.org/amcas



Accessing the Application

A screenshot of the AAMC website's login and registration interface. The 'Sign In' section has fields for 'AAMC Username' and 'Password', with links for 'Forgot your username?' and 'Forgot your password?'. Below is a blue 'Sign In' button. The 'Create AAMC Account' section includes a brief description and a blue 'Create AAMC Account' button, which is highlighted with a red rectangle. At the bottom is a 'Need help?' link.

Sign In

AAMC Username

Password

[Forgot your username?](#) | [Forgot your password?](#)

Sign In

Create AAMC Account

Register for an AAMC account to begin accessing products and services.

Create AAMC Account

[Need help?](#)



AAMC Registration

Create Account

1

2

1

Personal Information

Please complete the fields below.

Email

Confirm Email

Prefix (optional)

First Name

Middle (optional)

You should only complete registration if you do not have an AAMC ID.



My AAMC Profile

My AAMC Profile

AAMC ID
21213286

Save & Continue to Application

Name

Prefix

First Name (required)

Middle Name

Last Name (required)

Generational Suffix

Legal Name

Legal First Name (required)

Legal Middle Name

Legal Last Name (required)

Legal Generational Suffix



Select “2021 Application Cycle”

AAMC
American Medical College Application Service®

Welcome to the American Medical College Application Service® (AMCAS). To begin the application process, you must select the correct application cycle year below. The application cycle year is based on the summer or fall you intend to start medical school. Please use the various AMCAS resources available to support the application process including the AMCAS Applicant Guide, the Quick Links on this page, and the links available throughout the application.

In order to avoid delays, it is important that you download and use forms such as transcript and letter request forms from the correct application cycle.

Open AMCAS Applications

2021 Application Cycle Application - Not Submitted to AMCAS
This is the application cycle for applicants who intend to start medical school in the summer or fall of 2021. [Help](#)
[Continue Application](#)

2020 Application Cycle Application - Not Submitted to AMCAS
This is the application cycle for applicants who intend to start medical school in the summer or fall of 2020. [Help](#)
[Continue Application](#)

Past AMCAS Applications

No Past AMCAS Applications
According to our records, you have not started or completed an AMCAS application in any of the past 5 application cycles.

AMCAS Main Menu

AAMC
American Medical College Application Service® 2021 Application

[Back to Dashboard](#) [My AMC Profile](#) [My Application](#)

[Withdraw Application](#) [Cancel Application](#)

Application - Not Submitted to AMCAS

Identifying Information	Incomplete
Schools Attended	Incomplete
Biographic Information	Incomplete
Course Work	Incomplete
Work/Activities	Incomplete
Letters of Evaluation	Incomplete
Medical Schools	Incomplete
Essays	Incomplete
Standardized Tests	Incomplete

[Print Transcript Request Forms](#)
[Print Letter Request Forms](#)
[Print Application](#)

[Edit My Profile](#) [View Application Status History](#)

Quick Links

My Document Statuses

AMCAS Main Menu (1/2)

The screenshot shows the AMCAS Main Menu. On the left, there is a user profile section with fields for AAMC ID, Sex (Female), Date of Birth, Country of Birth (USA), Email, Birth State (CA), and Birth City (Santa Ana). Below this is a message: "Some information is centrally managed by AMCAS and cannot be edited on this page. To edit your legal name, preferred name, birth, and sex, go to My AAMC Profile." Below the profile is a "Load My Profile" button. On the right, there is a section titled "Application - Not Submitted to AMCAS" with a list of application components and their status: Identifying Information (Incomplete), School Records (Incomplete), Biographic Information (Incomplete), Clinical Work (Incomplete), Work/Activities (Incomplete), Letters of Evaluation (Incomplete), Medical Schools (Incomplete), Essays (Incomplete), and Standardized Tests (Incomplete). There are buttons for "View Application Status History", "Print Application", and "My Document Statuses". A red box highlights the "View Application Status History" button, and a red arrow points to it from the left.

The screenshot shows the "APPLICATION STATUS DEFINITIONS" window. It has a title bar with a close button. Below the title bar is a section titled "CURRENT APPLICATION STATUS". It contains a table with the following data:

Status	Status Change Date	Definition
Not Submitted to AMCAS	04-22-2019	You have initiated your AMCAS application but your application has not been certified and submitted to AMCAS.

At the bottom right of the window is a "Close Window" button.

AMCAS Main Menu (2/2)

The screenshot shows the AMCAS Main Menu. On the left, there is a section titled "Quick Links" with a list of links: "Learn more about the AAMC Fee Assistance Program", "View AMCAS Participating Medical Schools and Deadlines", "Find AMCAS resources on the Tools and Tutorials page", "Visit the AMCAS website", and "Medical School Admission Requirements (MSAR)". Below the links is a "Follow us on Twitter" button. On the right, there is a section titled "My Document Statuses" with a list of document statuses: "Transcripts (0)" and "Letters of Evaluation (0)". Below the statuses is a message: "You have no transcripts attached to your application" and "You have no letters attached to your application". At the bottom right of the window is a "View All Document Statuses" button.

Application Sections

1. Identifying Information

6. Letters of Evaluation

7. Medical Schools

2. Schools Attended

5. Work and Activities

8. Essays

3. Biographic Information

4. Coursework

9. Standardized Tests



Identifying Information

AAMC
American Medical College Application Service © 2020 Applicants

My AAMC Profile Main Menu My Application Help

Identifying Information Schools Attended Biographic Information Coursework Letters of Evaluation Medical Schools Essays Standardized Tests

Save Save & Continue

Some information is externally managed by AAMC and cannot be edited on this page. To edit your legal name, preferred name, birth, and sex, go to My AAMC Profile.

Legal Name

Saltation: (Select Saltation)

Medical schools will send you correspondence, and often prefer salutation and properly cased name (e.g. Mr. John Smith).

First Name: (Select First Name)

Middle Name: (Select Middle Name)

Last Name: (Select Last Name)

Suffix: (Select Suffix)

To edit your Legal Name, go to My AAMC Profile.

Preferred Name

Saltation:



Schools Attended



Add College

Country *
Select Country

Program Type *
Select Program Type

Start Date *
MM/YYYY

End Date *
MM/YYYY

Other Options
☐ Summer School Only
☐ Study Abroad Program

Advisor Release

The school-designated advisor(s) have met AMCAS-established requirements and are bound by confidentiality. Information transferred includes your personal demographic information, work/activity information, credit hours, MCAT scores, GPA(s), the names and types of your recommenders, the names of any other schools you have attended, the medical schools to which you have applied and what action those schools have taken, and the status of your application with AMCAS. Additionally, if you applied for fee assistance through the AAMC Fee Assistance Program, and in your fee assistance application agreed to release award information to your health professions advisor this information will be made available along with your application information.

Do you authorize AMCAS to release your application information to the school-designated advisor(s) at this institution? *
☐ Yes
☐ No



Schools Attended

Transcript Request

Note: One official transcript is required from each U.S., U.S. Territorial, or Canadian post-secondary institution at which you have attempted course work, regardless of whether credit was earned.

If you click Yes, you must have an official transcript sent to AMCAS by the Registrar's Office of the institution.

If you click No, this means that you are submitting a Transcript Exception Request and does not preclude you from transcript requirements. AMCAS will review your request and notify you if your Transcript Exception is not granted. This may result in delays for processing your application.

Does AMCAS require an official transcript from this school? Generally, a transcript is required. [Please review this additional information](#) if you need assistance in determining if a transcript is required. *


☒ Yes
☐ No

Cancel

Save



Schools Attended



Biographic Information

AAMC
American Medical College Application Service® 2020 Application

My AAMC Profile Main Menu My Application Help

Identifying Information Schools Attended **Biographic Information** Course Work Work/Activities Letters of Evaluation Medical Records Essays Standardized Tests

Back Save Save & Continue

Some information is centrally managed by AAMC and cannot be edited on this page. To edit your preferred email address, and citizenship, go to My AAMC Profile.

Preferred Address

Country ¹

Address 1 ¹ Address 2

City ¹

Day Phone ¹

Evening Phone

☒ Preferred Address¹
☐ Permanent Address¹
☐ Alternate Contact
☒ Citizenship¹
☐ Legal Residence¹
☐ Self Identification
☐ Languages¹
☐ Childhood Information¹
☐ Military Service¹
☐ Military Discharge¹
☐ Felony¹
☐ Modernization¹
☐ Disadvantaged Status¹
☐ Parents and Guardians¹
☐ Siblings¹
☐ Dependents¹



Course Work

AAMC
American Medical College Application Service® 2020 Application

My AAMC Profile | Main Menu | My Application

Identifying Information | Schools Attended | Biographic Information | **Course Work** | Work/Activities | Letters of Evaluation | Medical Schools | Essays | Standardized Tests

Course Work

You must enter all of the courses you took at each school. Prior to entering your coursework, you are encouraged to watch some brief tutorials that will guide you through the process of entering your coursework. Click on the links below to learn about the process of entering coursework:

- ▶ Watch Basic Coursework Tutorial
- ▶ Watch AP Courses/Credit Tutorial
- ▶ Watch Current and Future Courses' Tutorial (where you have not yet written a grade)
- ▶ Watch Study Abroad Coursework Tutorial

Please review additional information about coursework in the AMCAS Applicant Guide.

! If you do not need to enter coursework for any of your schools/attended, please select none for the applicable school(s). In order for AMCAS to process your application, all required coursework must be entered. Please refer to the AMCAS Applicant Guide for more information about entering coursework.

Course Work

Add Course

Please be sure to enter all course(s) in the correct academic year, academic term, and year in school to avoid delays in application processing time.

Reminder: The AMCAS year begins with summer and ends with spring. Courses taken in the summer should be entered with the next academic year, even if your institution considers them in the previous academic year. For example, if you took a course in the first summer session of 2016, you should enter it as the 2016–2017 academic year, even if your school considers it in the 2015–2016 academic year.

Academic Year *
Select Year

Academic Term *
Select Academic Term

Year in School *
Select Year in School

Course Number *
Please enter course number

Course Name *
Please enter course name

Course Classification *
Please review additional information about Course Classification in the AMCAS Applicant Guide.
Select Course Classification

Although an asterisk does not appear next to Transcript Grade and Credit Hours indicating these fields are required, you must complete these fields if the information appears on your official transcript.

In certain cases, it may be appropriate to leave these fields blank. Please review the coursework section of the AMCAS Applicant Guide for more information. Failure to include required grades and credit hours may result in application processing delays, missed



You should use a personal copy of your **official** transcript to complete this section.

Work/Activities

Add Work/Activities

Experience Type *
Select Experience Type

Experience Name *

Indicate the total number of hours that you spent completing (or expect to complete) this work experience or activity during the date range that you indicate. If this is a repeated experience, enter the total number of hours for each date range you provide.

Start Date *
Select Month
Select Years

End Date *
Select Month
Select Years

Total Hours *

Repeated *
☐ Yes
☐ No

Organization Name

Country
Select Country

City

Contact Title *

Contact First Name *

Contact Last Name *

Most Meaningful Experience Summary *

This is your opportunity to summarize why you have selected this experience as one of your most meaningful. In your remarks, you might consider the transformative nature of the experience, the impact you made while engaging in the experience and the personal growth you experienced as a result of your participation.

Cancel
Save & Add Another
Save

- Maximum of 15 entries
You can enter additional date ranges for repeated activities
- Maximum of 3 “Most Meaningful”

Letters of Evaluation

Add Letter of Evaluation/Recommendation

Many medical schools determine whether or not an applicant has met their letter of evaluation/recommendation requirements by the type of letters they receive in support of an application. For example, a medical school may require a committee letter OR three individual letters in support of your application.

Please review the AMCAS Applicant Guide for more information about Letters of Evaluation.

Please identify the type of letter you wish to enter. If you are uncertain as to the type of letters provided by your school/institution, please ask your pre-health advisor or career center prior to answering this question.

☐ Committee Letter:
A committee is a letter authored by a pre-health committee or pre-health advisor and intended to represent your institution's evaluation of you. A committee letter may or may not include additional letters written in support of your application. A Committee Letter is sometimes called a composite letter.

☐ Letter Packet:
A packet or set of letters assembled and distributed by your institution, often by the institution's career center.

☐ Individual Letter:
An individual letter refers only to a letter authored by, and representing, a single letter writer. If you have already included an individual letter within either a committee letter or letter packet, you do not need to add a separate entry for the individual letter.

Select a meaningful Letter Title, as you may need this title later to identify a letter. For example, if this letter were from the University Of X, with a primary contact of John Doe, and you intend to have this letter sent only to MD/PhD programs, you might create a title of "UX_Doe_MD_PhD".

Letter Title
Please enter a title for this letter

Cancel
Save



You can submit your application **before** AMCAS receives your letters.

Medical Schools

Add Medical School

Filters

State: Filter by State | Deadline: Filter by Deadline | Program Type: Filter by Program Type

Schools

School: *
AMCAS School of Medicine | View this school's MSAR profile

Program

You may need **prior permission** from the medical school to select any of the following program types:

- Deferred/Delayed Matriculant
- Early Assurance
- Combined Bachelor/Medical Degree
- Other Special Program

Program *

☐ Regular M.D.

☐ Early Decision (*Applicants applying through the Early Decision program are NOT permitted to apply to other schools while under consideration for Early Decision. Interviews will begin on June 30, 2020. Admissions decisions will begin on July 9, 2020*) (Restricted)

Applicants should be sure to select the correct program type and be mindful of program and transcript deadlines.



Essay (1/2)

Personal Comments Essay

Some questions you may want to consider while drafting this essay are:

- Why have you selected the field of medicine?
- What motivates you to learn more about medicine?
- What do you want medical schools to know about you that hasn't been disclosed in another section of the application?

In addition, you may wish to include information such as:

- Special hardships, challenges or obstacles that may have influenced your educational pursuits
- Commentary on significant fluctuations in your academic record which are not explained elsewhere in your application

Personal Comments Essay

Consider and write your Personal Comments carefully. Many admissions committees place significant weight on this section. Make sure you proofread carefully because no changes may be made after you submit your application. What information should I consider including in my personal comments?

Use the space provided to explain why you want to go to medical school. *

I want to go to medical school



Essay (2/2)

MD/PhD Essay

Your response will only be forwarded to your designated MD/PhD program(s).

Please state your reasons for wishing to pursue the combined MD/PhD degree.*
Your response will only be forwarded to your designated MD/PhD program(s).

I really, really want to be a doctor!

Significant Research Hours

Please enter your total hours of prior research experience.*

AAMC

Standardized Tests

✓ MCAT® Scores
MCAT® Exam Date *
Other Tests *

MCAT® Scores

Note: Your MCAT scores have not been loaded yet.

MCAT® Exam Date

Medical schools need to know if they should expect future MCAT scores in support of your application. Do you want to include upcoming or recently taken MCAT exam dates? *

☐ Yes
☐ No

MCAT scores are automatically released to your application.



Applicants should indicate any future MCAT testing dates.

aamc.org/mcat



MCAT Scores



Score breakdowns and confidence bands will appear in the AMCAS application.



Certification Statements

Application Submission Process

PRE-SUBMISSION CHECKS **CERTIFICATION** PASSWORDS CMC PAYMENT

SUBMISSION COMPLETE

CERTIFICATION STATEMENTS

In order to complete and submit your application, you must certify the following statements by checking each box and clicking the Agree button.

☐ I certify that the information in this application and associated materials is current, complete, and accurate to the best of my knowledge. *

☐ I certify that all written passages, such as the personal statement, essays required from M.D.-Ph.D. applicants and descriptions of work/activities, are my own and have not been written, in part or whole, by a third party. Quotations are permitted if the source is cited. *

☐ I have read, understand, and agree to comply with the AMCAS Applicant Guide, including the provisions noting that I am responsible for monitoring and ensuring the progress of my application process, by checking the Main Menu of my application. *

☐ I understand that I am responsible for reviewing my application after AMCAS processing is complete. I am responsible for notifying AMCAS of any discrepancies resulting from the verification process by using the Academic Change Request process located in the Quick Links section of the Main Menu. *

☐ I have read, understand, and agree to comply with the Application and Acceptance Protocols for Applicants, which set forth guidelines for ethical conduct during the application process, and define important application cycle dates. *

☐ AMC investigates and may report to legitimately interested parties discrepancies in information, attempts to subvert the admission process, and any other irregular matter that occurs in connection with application activities. I understand and agree that the sole and exclusive remedy available to me to appeal or otherwise challenge the AMCAS's decision to send an investigation report to legitimately interested parties shall be confidential, binding arbitration through written submissions only to the Washington, D.C. office of the American Arbitration Association under the expedited procedures for commercial matters. I understand that my failure to request in writing arbitration within 30 calendar days of receipt of an investigation report that has been approved by the AAMC for transmittal to interested parties will constitute an absolute bar and waiver of this exclusive remedy. I further understand that the sole issue for arbitration shall be whether the AAMC acted reasonably and in good faith in making its decision. *

☐ I understand that I am responsible for learning the admissions requirements, application policies, and due dates for each school to which I am applying, and that I am not eligible for a refund of AMCAS fees if I do not meet the admissions requirements of the medical schools to which I apply. *

Last step of application: certify data is accurate, submit, and pay processing fee.



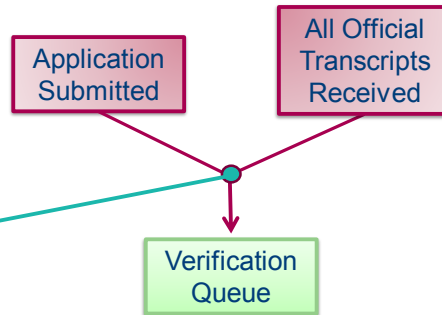
AMCAS Verification Process

Transcripts

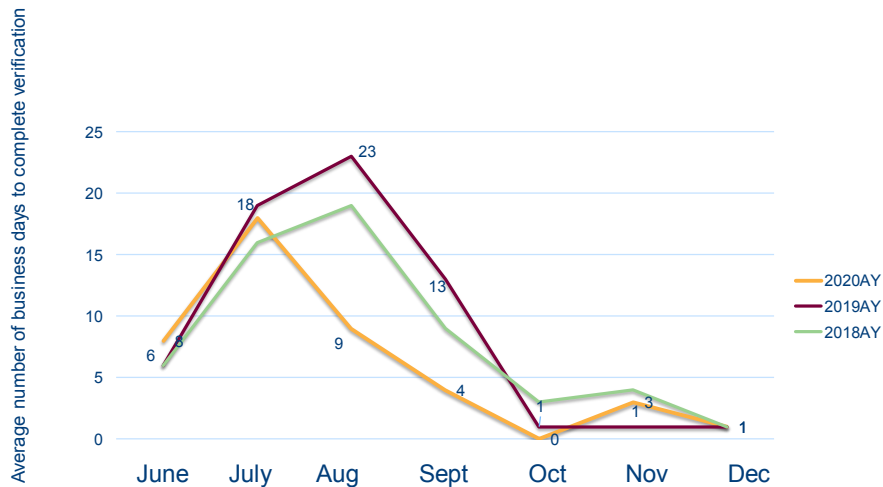
- All required official transcripts are required before an application can join the verification queue
- AMCAS accepts PDF eTranscripts from approved senders

Processing

- From date of “**Ready to Review**” application status, about 6 weeks
- Find processing updates on Twitter (@AMCASinfo) and on the AMCAS application sign in page



AMCAS Verification



Application Reminders

- Criminal Background Checks
- *Application and Acceptance Protocols for Applicants*



Criminal Background Checks

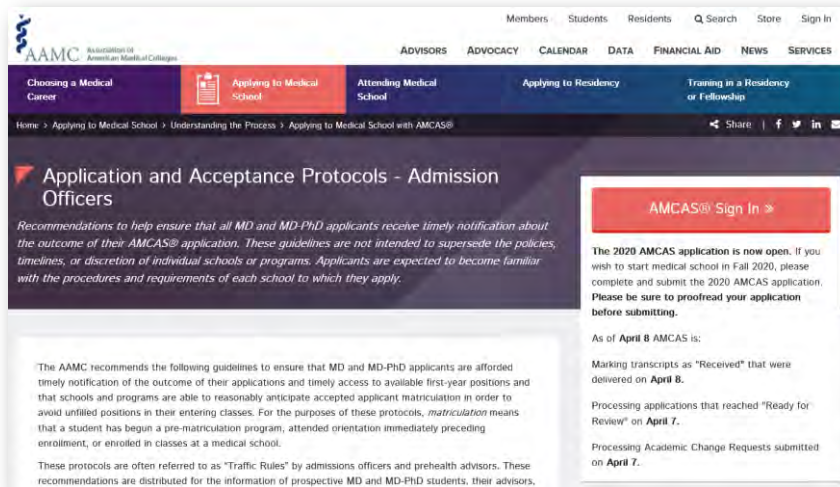
- Participating schools have checks run on accepted or waitlisted applicants
- Certiphi Screening, Inc. will notify applicants when the CBC has been initiated
- Applicants have 10 calendar days to review their report
- No additional charge to the applicant for this service

CBC Schedule

Application Status	CBC Procured
Accepted, Early Decision Program	Upon Acceptance
Accepted, Regular	After January 1
Alternate List	After May 15, by school's request only



Application and Acceptance Protocols for Applicants



AMCAS Tools

- AMCAS Applicant Guide
- Application and Acceptance Protocols
- Video Tutorials
- Twitter
- @AMCASinfo



aamc.org/amcas

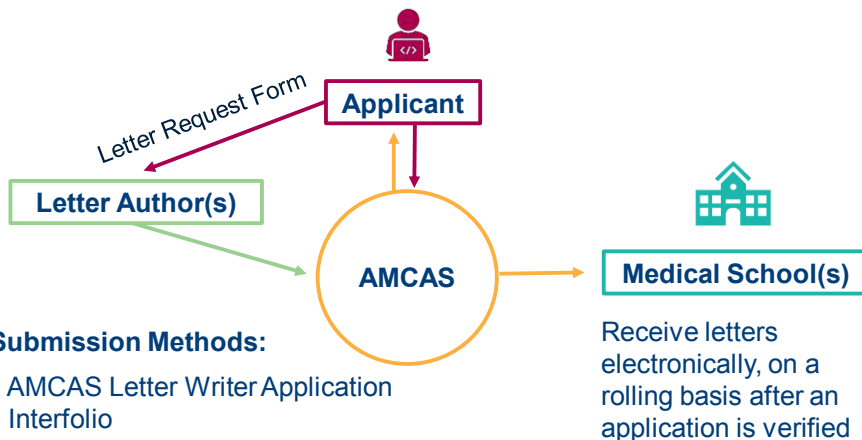


Agenda

- Alternative Grading
- AMCAS Application
 - AMCAS Process
 - 2021 Dates and Participation
 - 2021 Application
- Verification
- After Submission
- AMCAS Letter Service
 - The Letter Writer Application
 - Letter Guidelines
- Resources
- Q&A



Letters of Evaluation

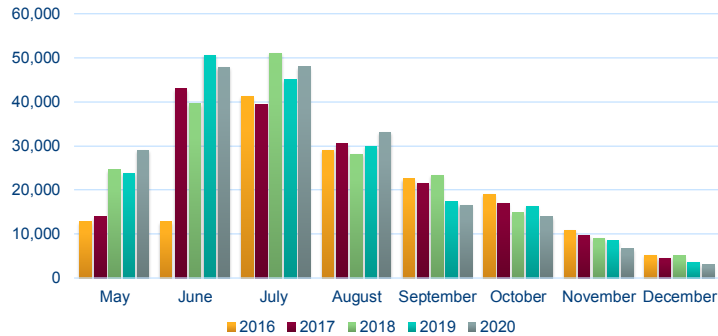


www.aamc.org/amcasletters



Letters of Evaluation

Letters of Evaluation Received, 2016AY – 2020AY



AMCAS Letter Writer Application

- Use an AAMC account (or create one) to upload PDFs quickly and securely—for free!

American Medical College
Application Service

AMCAS

AAMC

Letter Writer Application

Welcome to the AMCAS Letter Writer Application

Login

If you have an AAMC account, please click the "Login" button below.

LoginForgot Password?

-OR-

Register For a New Account

If you do not have an account, click the "Register" button below to proceed.

Register

About the AMCAS Letter Writer Application

The Letter Writer Application enables letter writers to upload PDF documents to AMCAS rather than send letters via the mail. Once the PDF document is uploaded to the Letter Writer Application and after the processing of the AMCAS application the documents are made available to the medical schools designated by the applicant. Please click 'Help' after logging into the Letter Writer Application for instructions on uploading letters, or click [HERE](#) for a link to our public site which also contains detailed instructions.

The AAMC has established a centralized set of guidelines for letter writers. Please be sure to review these guidelines at www.aamc.org/amcasletters when writing letters of recommendation for applicants to medical schools.

Need Help?

[Watch the Letter Writer Application video tutorial](#) to get started. [Send us an e-mail](#) using our online form.

About AAMC User Accounts

All major AAMC applications, such as AIS, AMCAS, MCAT THx, and the Fee Assistance Program use the same usernames and passwords. If you have used one of these systems please enter that username and password in the boxes to the left. Each user needs a separate AAMC account and you will need to register if you are uploading for an AMCAS applicant as you cannot use your applicant's/student's AAMC ID and password to upload documents.

Note: Medical schools may require your letters to be on official letterhead and include your signature.

services.aamc.org/letterwriter/

22

Letter Writer Guidelines

Guidelines for Writing a Letter of Evaluation for a Medical School Applicant

Thank you for agreeing to write a letter of evaluation for a medical school applicant!

The guidelines are intended to enhance the letter-writing process by providing a general framework of best practices and relevant content for letter writers to follow. They are optional and can be applied to both individual and committee letters.

Guidelines

1. Provide an accurate assessment of the applicant's suitability for medical school rather than advocate for the applicant.

Ask your letter writer to visit aamc.org/advisors to access the Guidelines for Writing a Letter of Evaluation for a Medical School Applicant



AAMC Fee Assistance Program



Fee Assistance Program Benefits

Reduced registration fee for MCAT® exams

Free MCAT Official Prep Online-Only Bundle, including the practice exams and flashcards

Free subscription to the MSAR® online database for up to two years

Waived AMCAS® application fee for one submission with up to 20 medical school designations

Learn more about the Fee Assistance Program at aamc.org/fap.

AAMC

Benefits are NOT Retroactive



Fee Assistance Program Eligibility

- U.S. citizen
- U.S. national
- Lawful permanent resident of the U.S. (also known as a green card holder)
- Granted refugee or asylee status by the U.S. government,
- Deferred Action for Childhood Arrivals (DACA) recipient
- Awaiting refugee or asylee status approval by the U.S. government and have a U.S. Employment Authorization Document (EAD card)



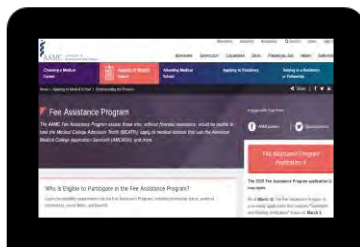
Fee Assistance Program Eligibility




- Tied to U.S. Department of Health and Human Services' poverty level guidelines
- Requires parental financial information and supporting tax documentation




2020 Fee Assistance Program



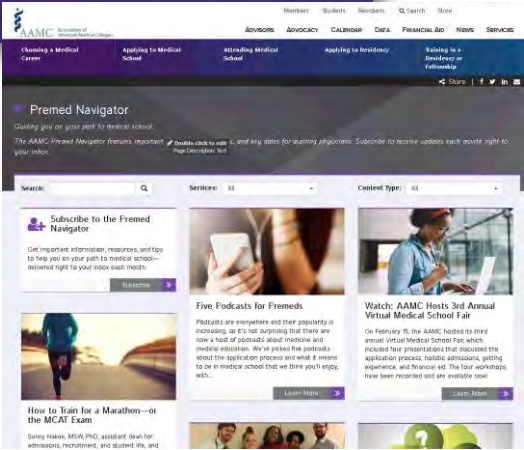
aamc.org/fap






AAMC Premed Navigator

Guiding You on Your Path to Medical School

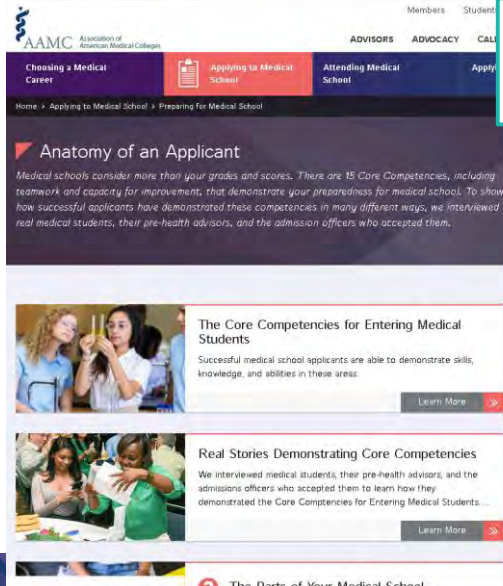


Monthly e-newsletter for applicants and helpful web content.

students-residents.aamc.org/navigator




Anatomy of an Applicant



- Core Competencies
- Self-Assessment Guide
- Student Profiles

aamc.org/competencies



Questions?

Please fill out the survey and tell us what you thought about this webinar!



202-828-0600



amcas@aamc.org
fap@aamc.org



[@AMCASinfo](https://twitter.com/AMCASinfo)

