

5.6 Trigonometry short version

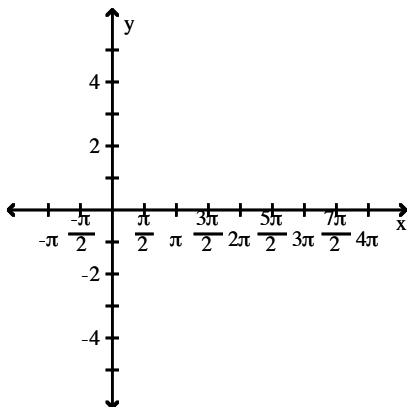
Name _____

SHORT ANSWER. Write the word or phrase that best completes each statement or answers the question.

Graph the function.

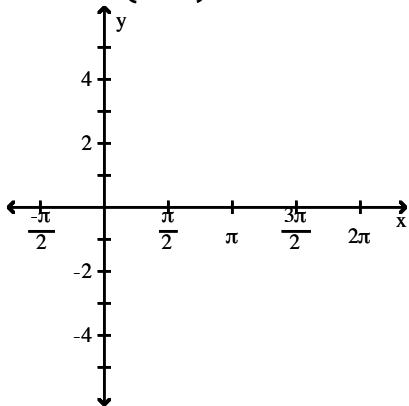
1) $y = -2 \tan \frac{x}{4}$

1) _____



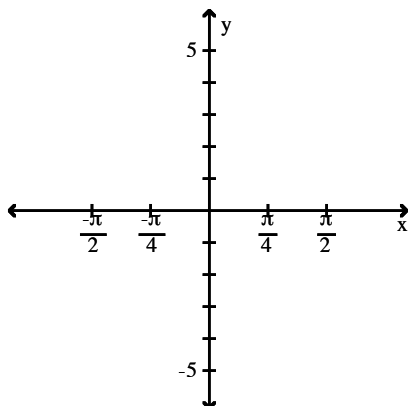
2) $y = -3 \cot \left(x + \frac{\pi}{2} \right)$

2) _____



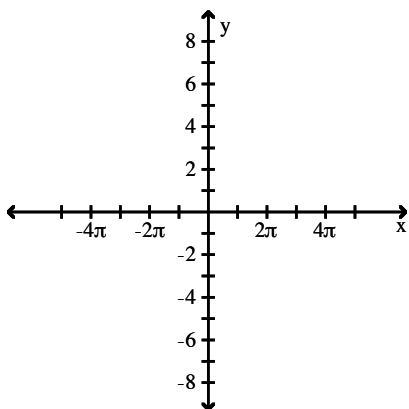
3) $y = -2 - \tan(x + \frac{\pi}{4})$

3) _____



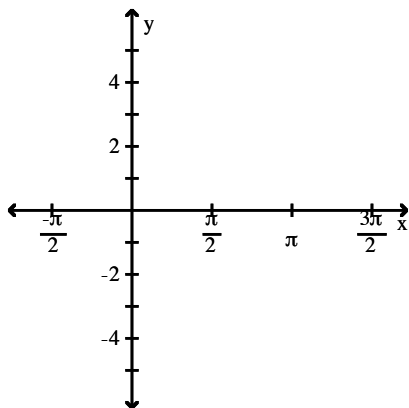
4) $y = \sec \frac{x}{2}$

4) _____



5) $y = \csc(2x - \frac{\pi}{4}) + 2$

5) _____



Solve the problem.

6) For the equation $y = -\frac{1}{2} \sin(4x + 3\pi)$, identify (i) the amplitude, (ii) the phase shift, and (iii) the period.

6) _____

Write the equation of a sine function that has the given characteristics.

7) Amplitude: 4

Period: π

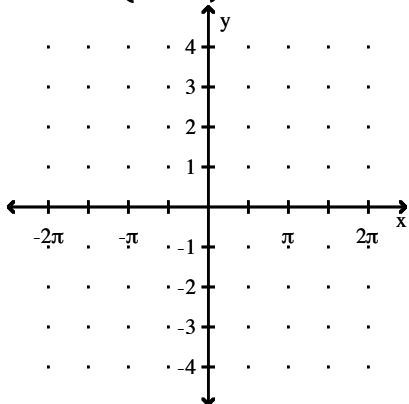
Phase Shift: $\frac{5}{2}$

7) _____

Graph the function.

8) $y = \frac{3}{5} \sec\left(3x - \frac{\pi}{3}\right)$

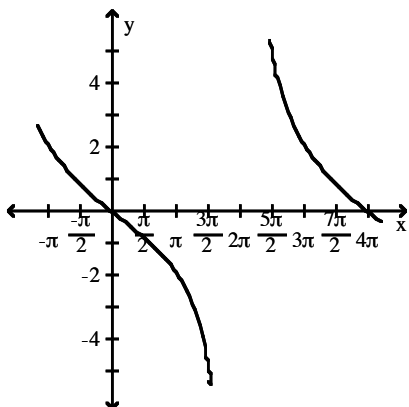
8) _____



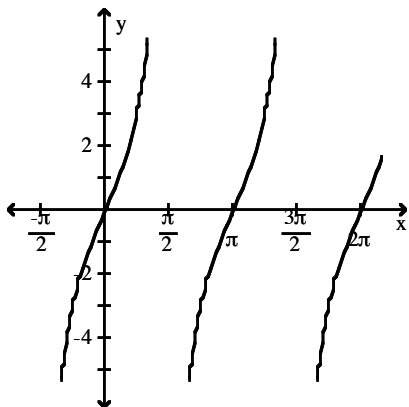
Answer Key

Testname: TRIGONOMETRY 5.6 SHORT VERSION

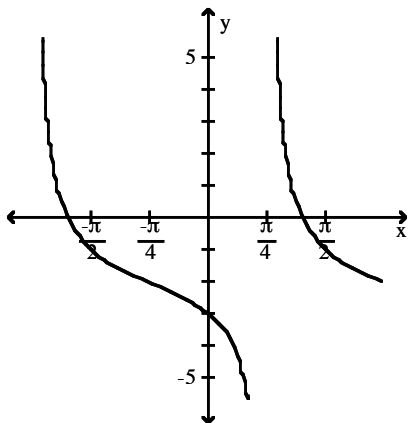
1)



2)



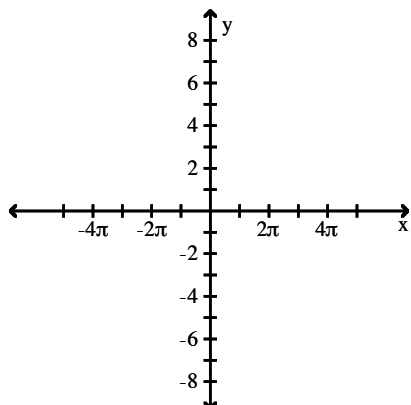
3)



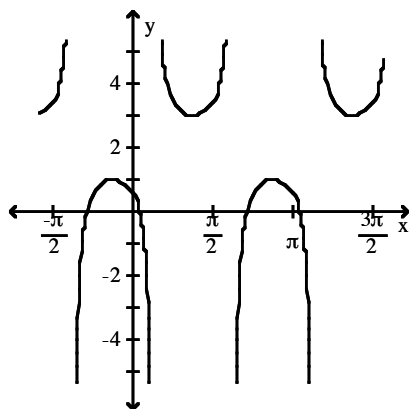
Answer Key

Testname: TRIGONOMETRY 5.6 SHORT VERSION

4)



5)



6) (i) $\frac{1}{2}$ (ii) $-\frac{3\pi}{4}$ (iii) $\frac{\pi}{2}$

7) $y = 4 \sin(2x - 5)$

8)

