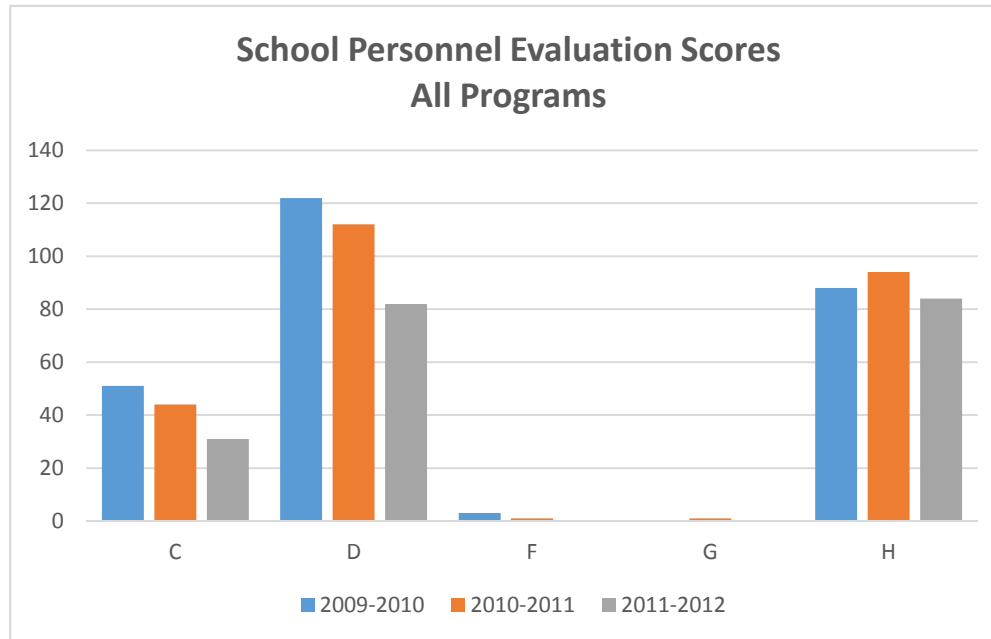


## FDOE Personnel Evaluations Codes

<b>Code</b>	<b>Definition</b>
C	The instructional staff member or school administrator was determined to be highly effective on his or her evaluation
D	The instructional staff member or school administrator was determined to be effective on his or her evaluation.
E	The instructional staff member or school administrator was determined to need improvement on his or her evaluation.
F	The instructional staff member in the first three years of employment needs improvement and was determined to be developing on his or her evaluation.
G	The instructional staff member or school administrator was determined to be unsatisfactory on his or her evaluation.
H	The instructional staff member or school administrator was not evaluated.
Z	The staff member is not an instructional staff member or a school administrator.

## School Personnel Evaluation Scores All Programs

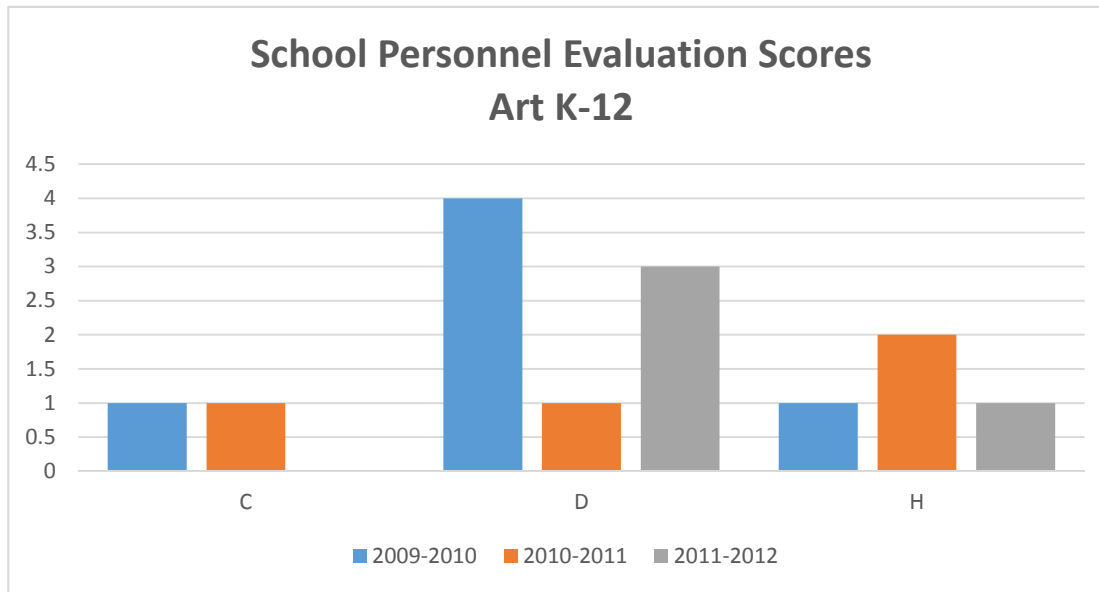
PROGRAM_NAME	(All)		
Evaluation Score	2009-2010	2010-2011	2011-2012
C	51	44	31
D	122	112	82
F	3	1	
G		1	
H	88	94	84
<b>Grand Total</b>	<b>264</b>	<b>252</b>	<b>197</b>



## School Personnel Evaluation Scores Art K-12

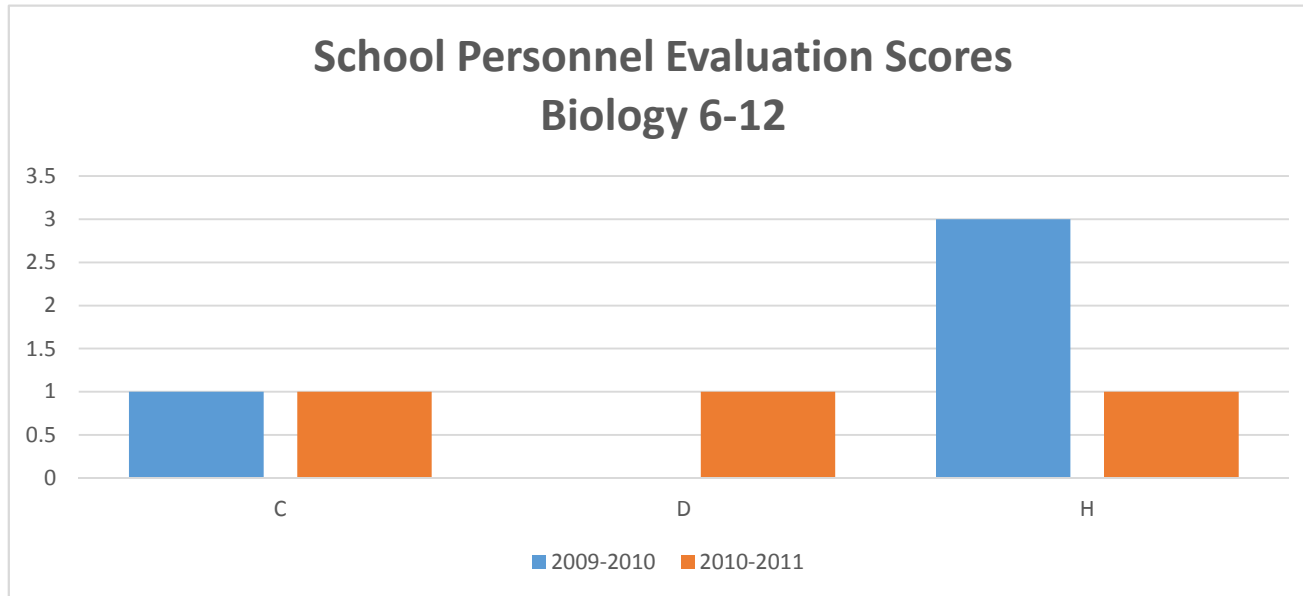
PROGRAM\_NAME (Multiple Items)

Evaluation Score	2009-2010	2010-2011	2011-2012
C	1	1	
D	4	1	3
H	1	2	1
<b>Grand Total</b>	<b>6</b>	<b>4</b>	<b>4</b>



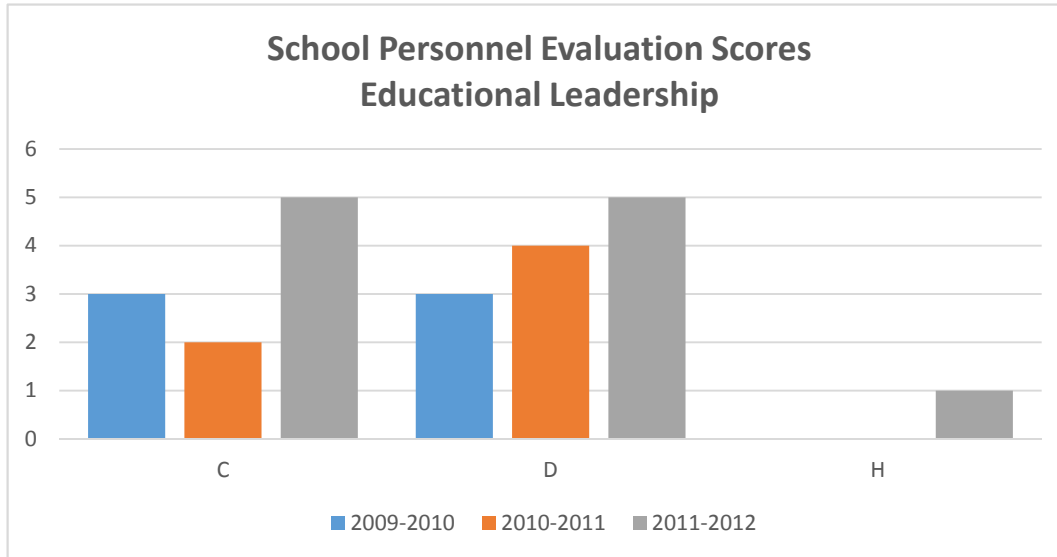
## School Personnel Evaluation Scores Biology 6-12

PROGRAM_NAME	(Multiple Items)	
Evaluation Score	2009-2010	2010-2011
C	1	1
D		1
H	3	1
<b>Grand Total</b>	<b>4</b>	<b>3</b>



## School Personnel Evaluation Scores Educational Leadership

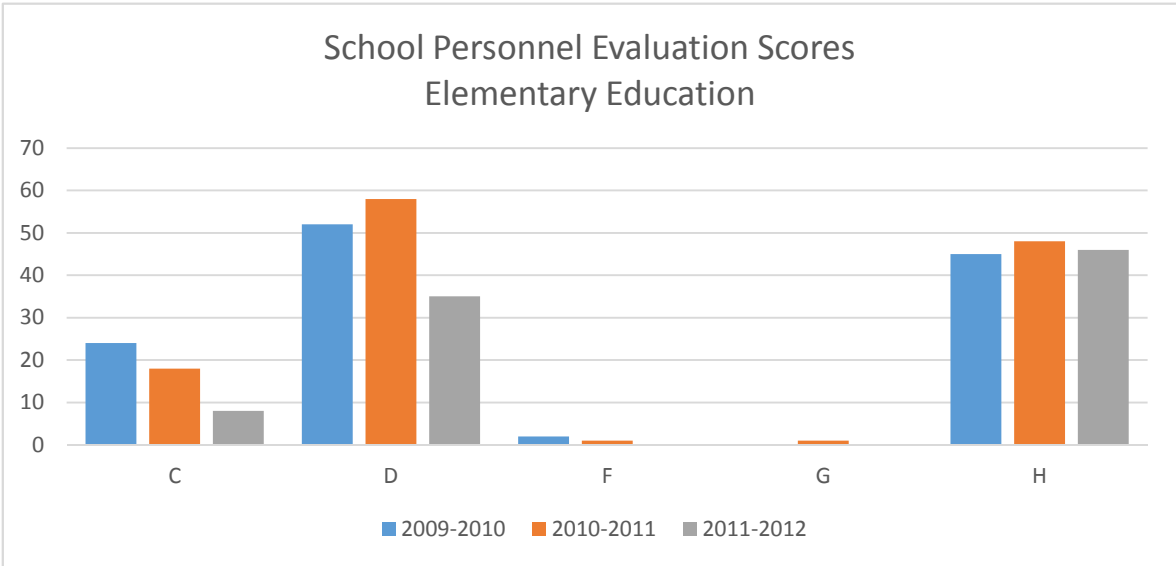
PROGRAM_NAME		EDUCATIONAL LEADERSHIP		
Evaluation Score	2009-2010	2010-2011	2011-2012	
C		3	2	5
D		3	4	5
H				1
<b>Grand Total</b>		<b>6</b>	<b>6</b>	<b>11</b>



# School Personnel Evaluation Scores Elementary Education

PROGRAM\_NAME      ELEMENTARY EDUCATION K-6/ESOL ENDORSEMENT

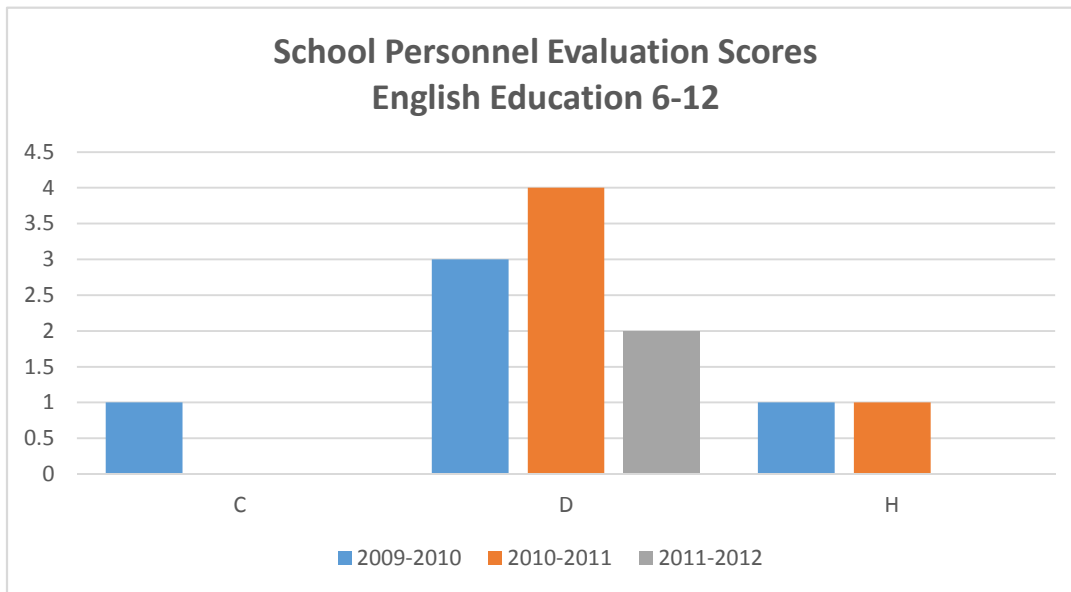
Evaluation Score	2009-2010	2010-2011	2011-2012
C	24	18	8
D	52	58	35
F	2	1	
G		1	
H	45	48	46
<b>Grand Total</b>	<b>123</b>	<b>126</b>	<b>89</b>



## School Personnel Evaluation Scores English Education 6-12

PROGRAM\_NAME (Multiple Items)

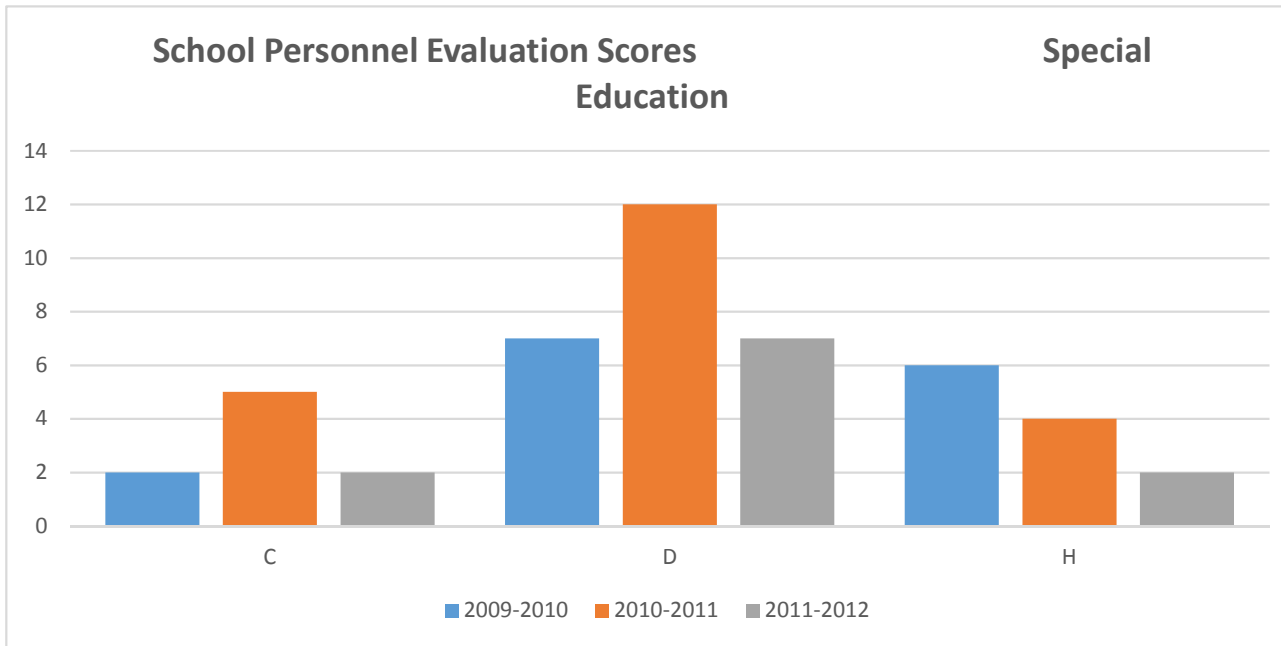
Evaluation Score	2009-2010	2010-2011	2011-2012
C		1	
D	3	4	2
H	1	1	
<b>Grand Total</b>	<b>5</b>	<b>5</b>	<b>2</b>



## School Personnel Evaluation Scores Special Education

PROGRAM\_NAME (Multiple Items)

Evaluation Score	2009-2010	2010-2011	2011-2012
C	2	5	2
D	7	12	7
H	6	4	2
<b>Grand Total</b>	<b>15</b>	<b>21</b>	<b>11</b>

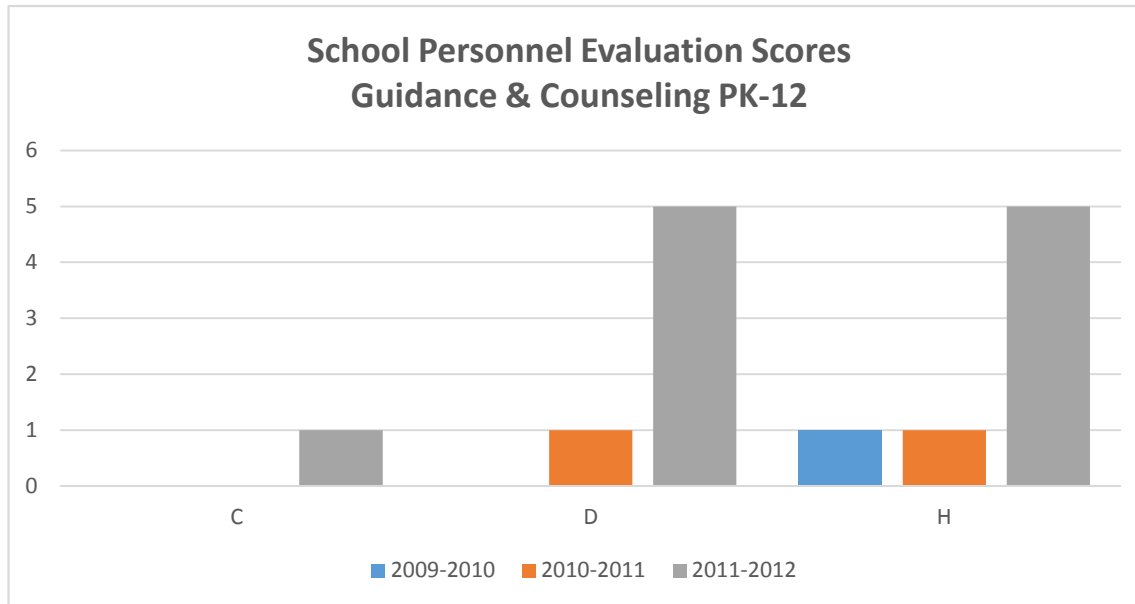




## School Personnel Evaluation Scores Guidance & Counseling PK-12

PROGRAM\_NAME      GUIDANCE AND COUNSELING PK-12

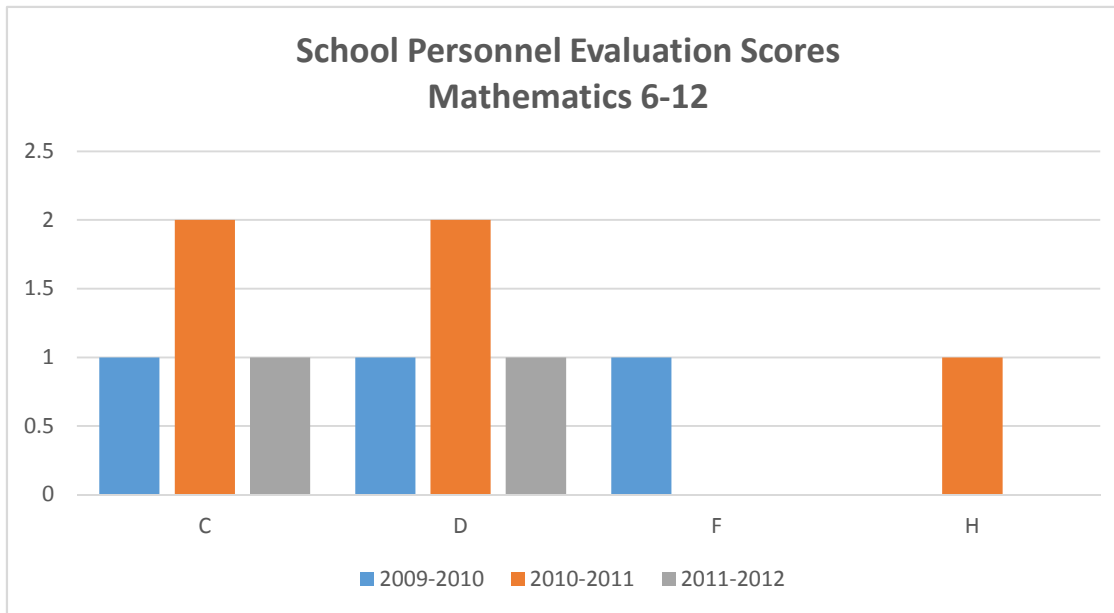
Evaluation Score	2009-2010	2010-2011	2011-2012
C			1
D		1	5
H	1	1	5
<b>Grand Total</b>	<b>1</b>	<b>2</b>	<b>11</b>



## School Personnel Evaluation Scores Mathematics 6-12

PROGRAM\_NAME (Multiple Items)

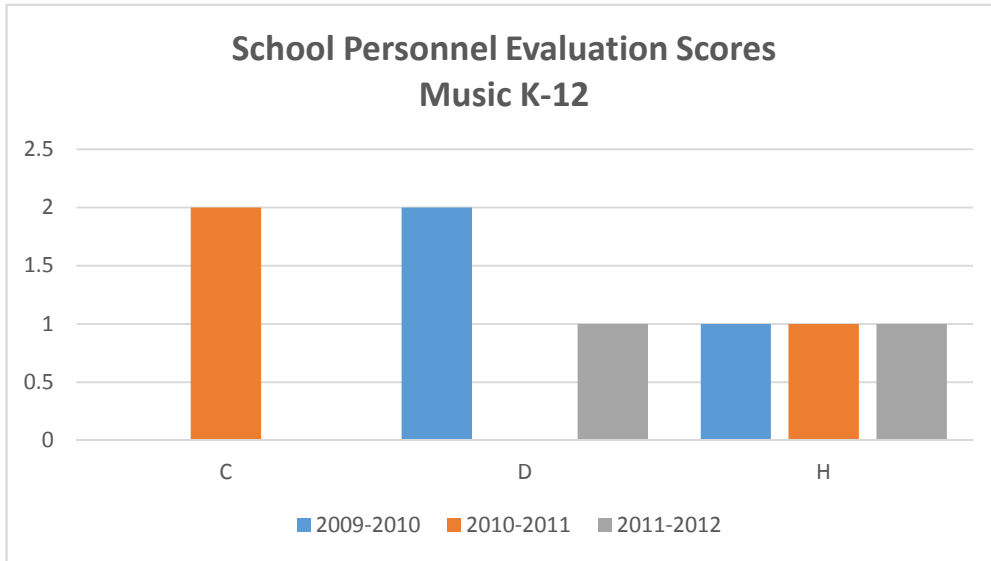
Evaluation Score	2009-2010	2010-2011	2011-2012
C	1	2	1
D	1	2	1
F	1		
H		1	
<b>Grand Total</b>	<b>3</b>	<b>5</b>	<b>2</b>



## School Personnel Evaluation Scores Music K-12

PROGRAM\_NAME      MUSIC K-12

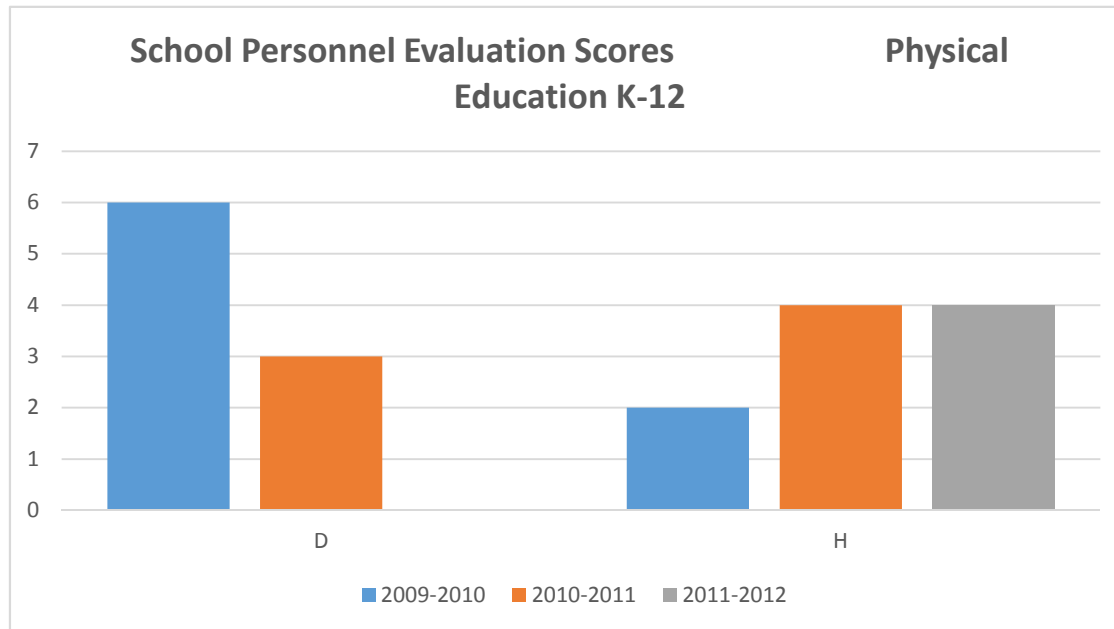
Evaluation Score	2009-2010	2010-2011	2011-2012
C		2	
D	2		1
H	1	1	1
<b>Grand Total</b>	<b>3</b>	<b>3</b>	<b>2</b>



## School Personnel Evaluation Scores Physical Education K-12

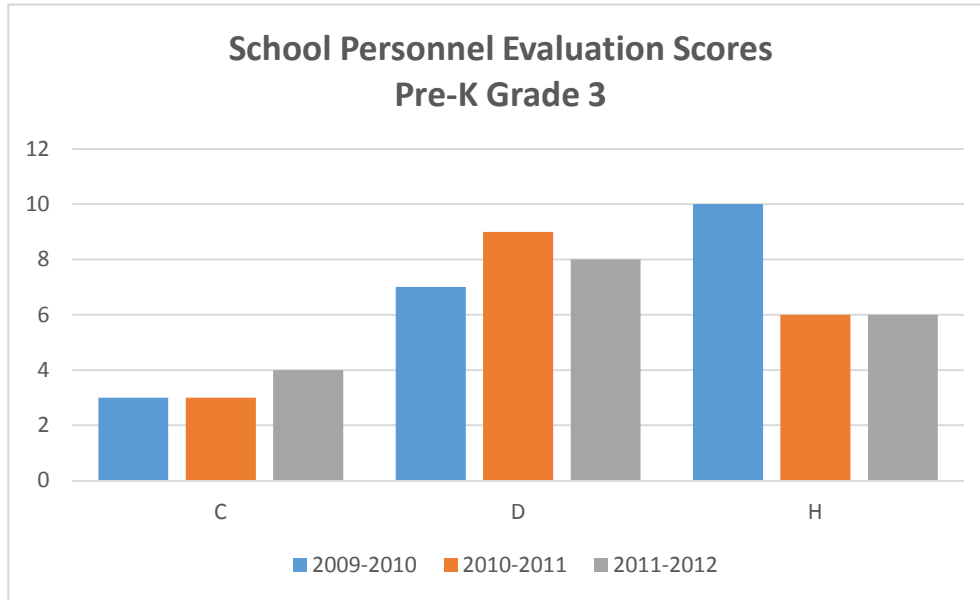
PROGRAM\_NAME      PHYSICAL EDUCATION K-12

Evaluation Score	2009-2010	2010-2011	2011-2012
D	6	3	
H	2	4	4
<b>Grand Total</b>	<b>8</b>	<b>7</b>	<b>4</b>



## School Personnel Evaluation Scores Pre-K Grade 3

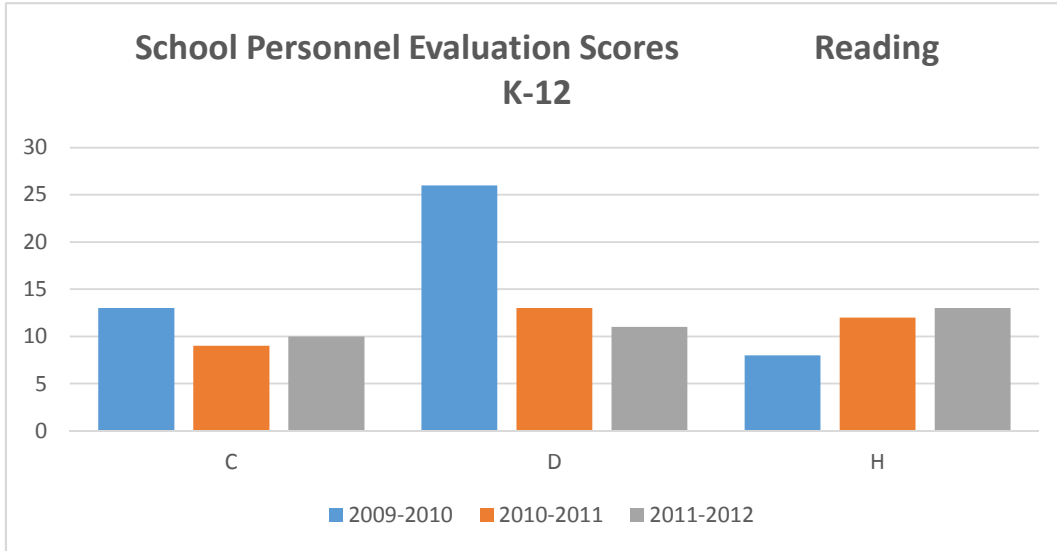
PROGRAM_NAME	(Multiple Items)		
Evaluation Score	2009-2010	2010-2011	2011-2012
C	3	3	4
D	7	9	8
H	10	6	6
<b>Grand Total</b>	<b>20</b>	<b>18</b>	<b>18</b>



## School Personnel Evaluation Scores Reading K-12

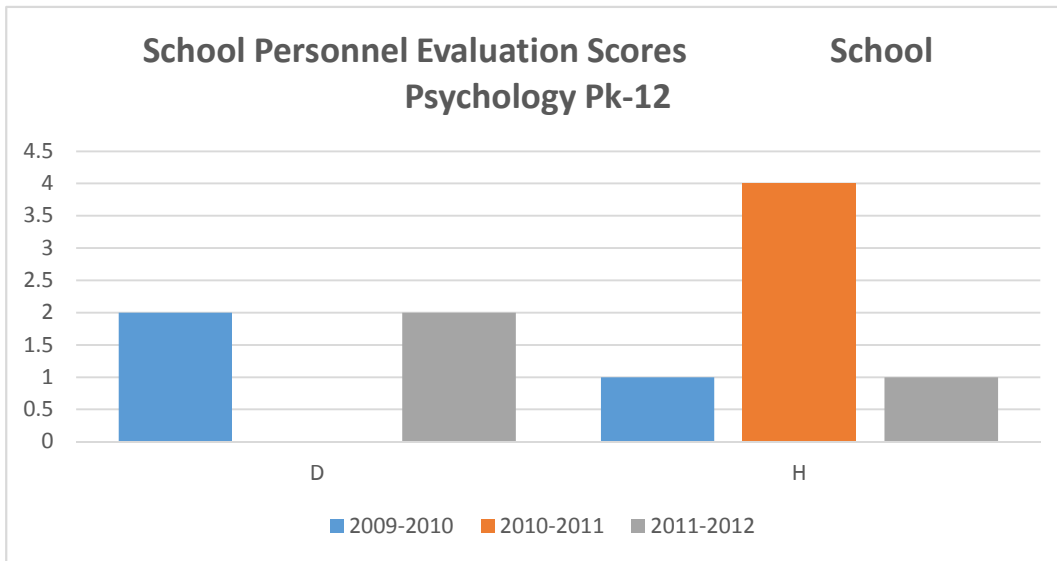
PROGRAM\_NAME      READING K-12

Evaluation Score	2009-2010	2010-2011	2011-2012
C	13	9	10
D	26	13	11
H	8	12	13
<b>Grand Total</b>	<b>47</b>	<b>34</b>	<b>34</b>



## School Personnel Evaluation Scores School Psychology Pk-12

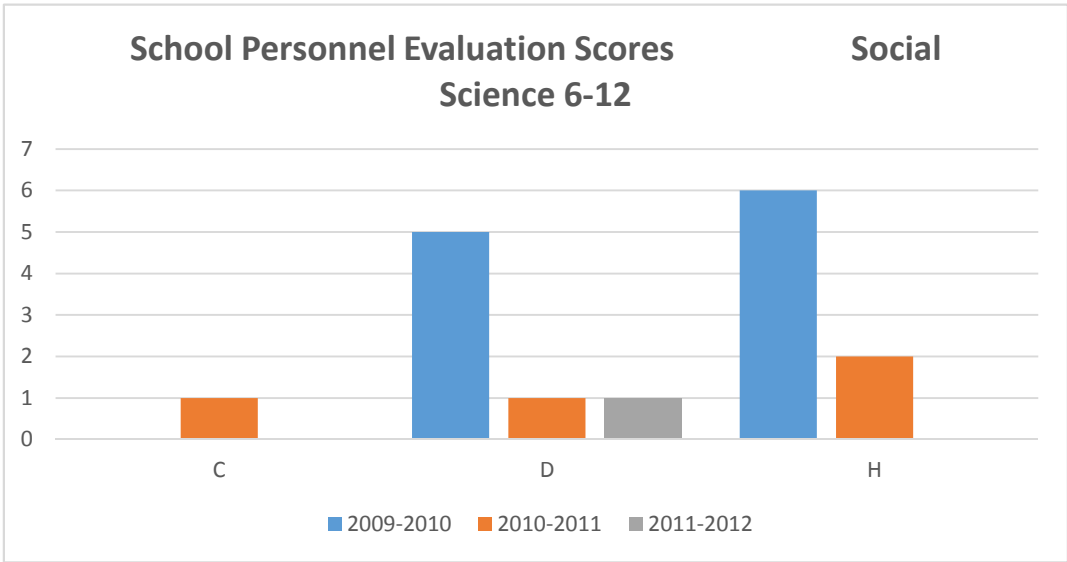
PROGRAM_NAME (Multiple Items)				
Evaluation Score	2009-2010	2010-2011	2011-2012	
D	2		2	
H	1	4	1	
<b>Grand Total</b>	<b>3</b>	<b>4</b>	<b>3</b>	



## School Personnel Evaluation Scores Social Science 6-12

PROGRAM\_NAME      SOCIAL SCIENCE 6-12

Evaluation Score	2009-2010	2010-2011	2011-2012
C			1
D	5	1	1
H	6	2	
<b>Grand Total</b>	<b>11</b>	<b>4</b>	<b>1</b>





## School Personnel Evaluation Scores Professional Training Option

PROGRAM_NAME      PROFESSIONAL TRAINING OPTION				
Evaluation Score	2009-2010	2010-2011	2011-2012	
C		2		
D	4	3		1
H	3	7		4
<b>Grand Total</b>	<b>9</b>	<b>10</b>		<b>5</b>

