

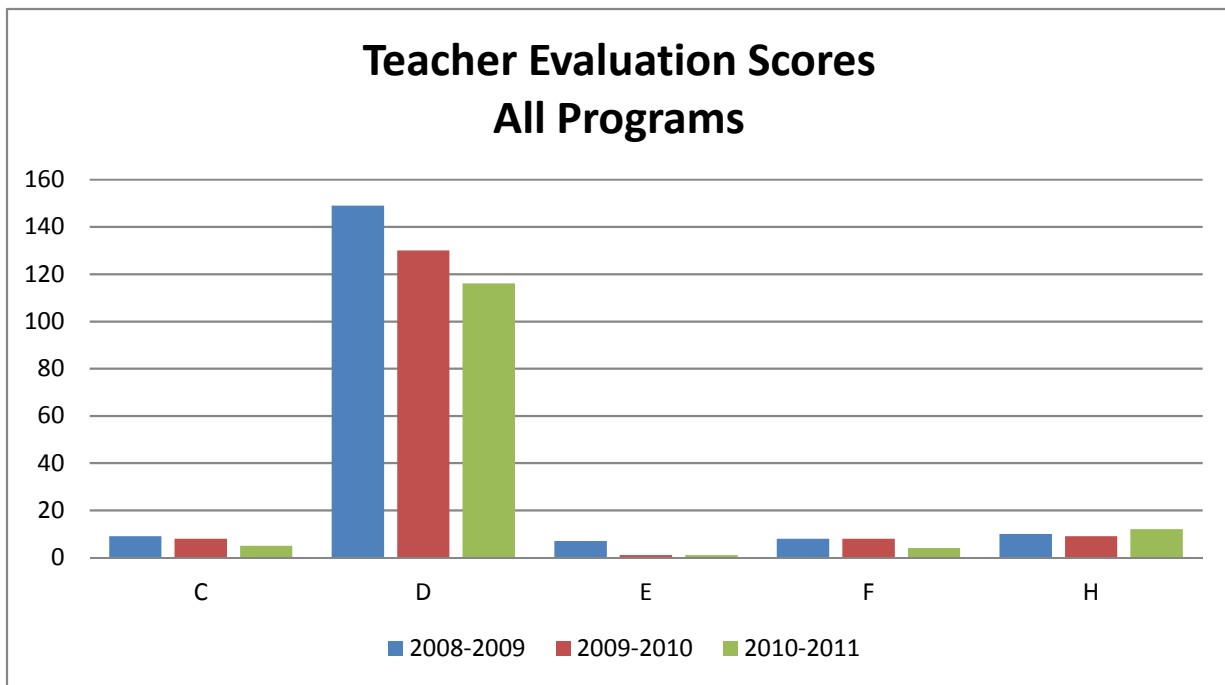
FDOE Personnel Evaluations Codes

Code	Definition
C	The instructional staff member or school administrator was determined to be highly effective on his or her evaluation
D	The instructional staff member or school administrator was determined to be effective on his or her evaluation.
E	The instructional staff member or school administrator was determined to need improvement on his or her evaluation.
F	The instructional staff member in the first three years of employment needs improvement and was determined to be developing on his or her evaluation.
G	The instructional staff member or school administrator was determined to be unsatisfactory on his or her evaluation.
H	The instructional staff member or school administrator was not evaluated.
Z	The staff member is not an instructional staff member or a school administrator.

School Personnel Evaluation Scores 2011-12 Academic Year All Programs

PROGRAM_NAME (All)

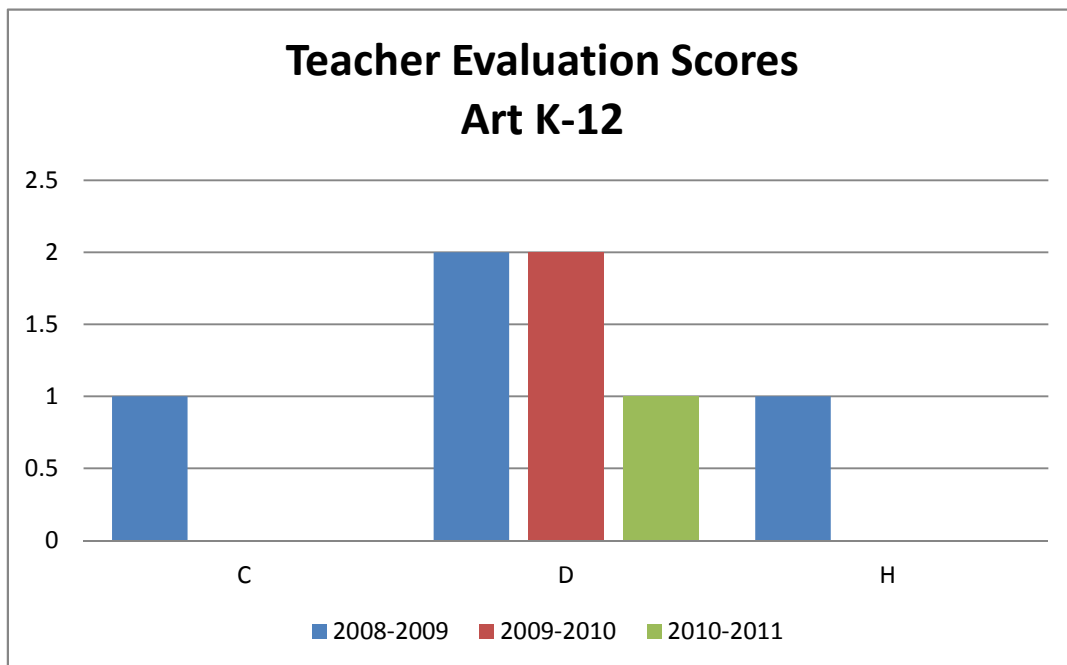
Evaluation Score	2008-2009	2009-2010	2010-2011	Grand Total
C	9	8	5	22
D	149	130	116	395
E	7	1	1	9
F	8	8	4	20
H	10	9	12	31
Grand Total	183	156	138	477



School Personnel Evaluation Scores Art Education

PROGRAM_NAME (Multiple Items)

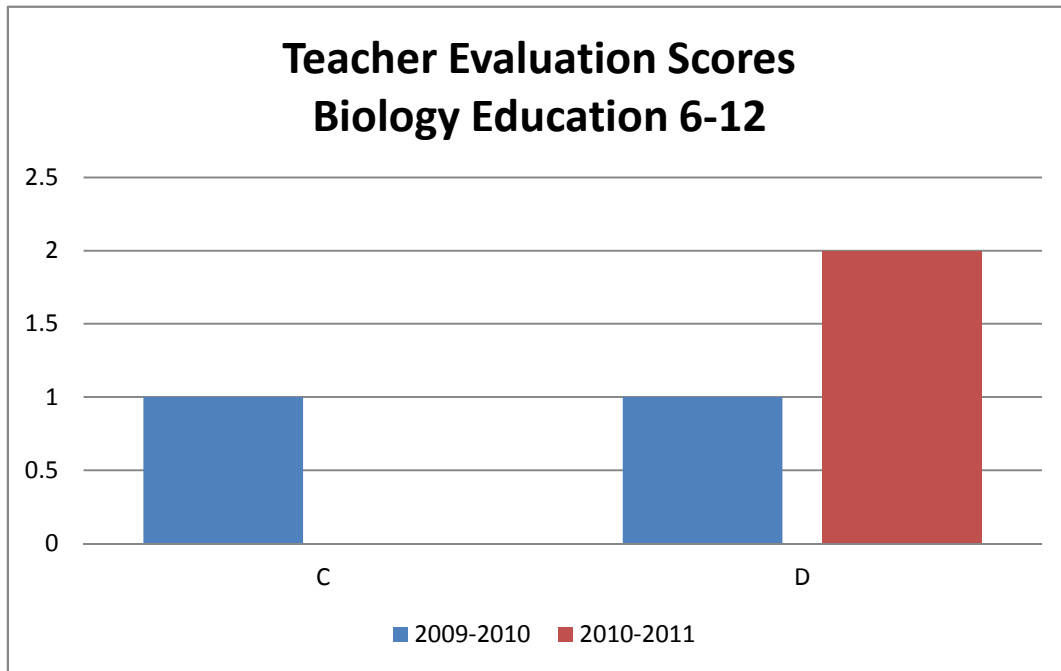
Evaluation Score	2008-2009	2009-2010	2010-2011	Grand Total
C		1		1
D		2	1	5
H		1		1
Grand Total		4	2	7



School Personnel Evaluation Scores Biology Education 6-12

PROGRAM_NAME (Multiple Items)

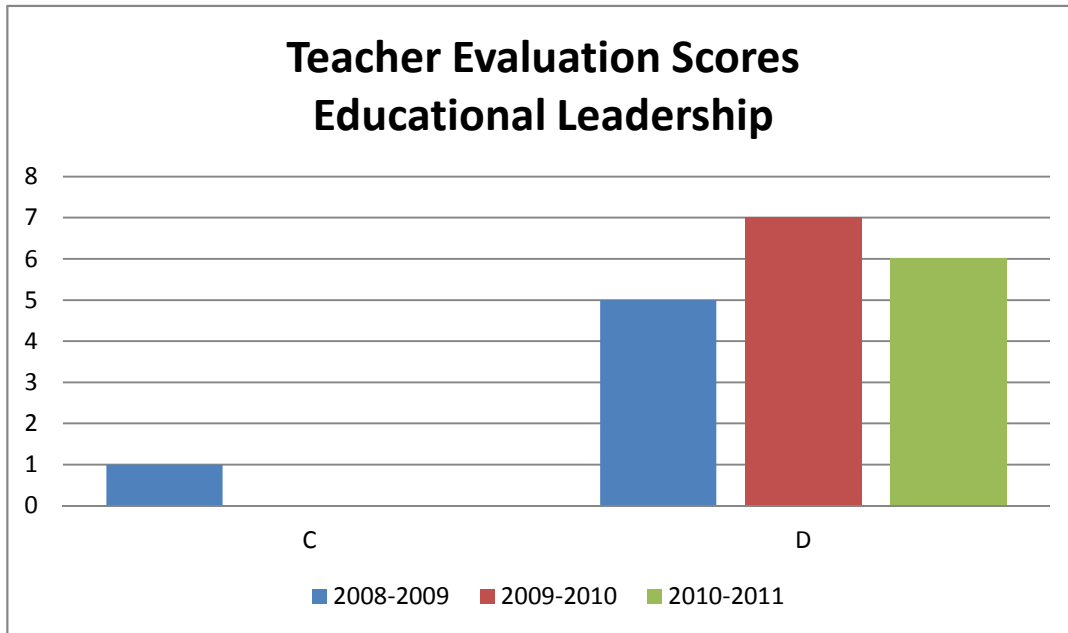
Evaluation Score	2009-2010	2010-2011	Grand Total
C		1	1
D	1	2	3
Grand Total	2	2	4



School Personnel Evaluation Scores Educational Leadership

PROGRAM_NAME EDUCATIONAL LEADERSHIP

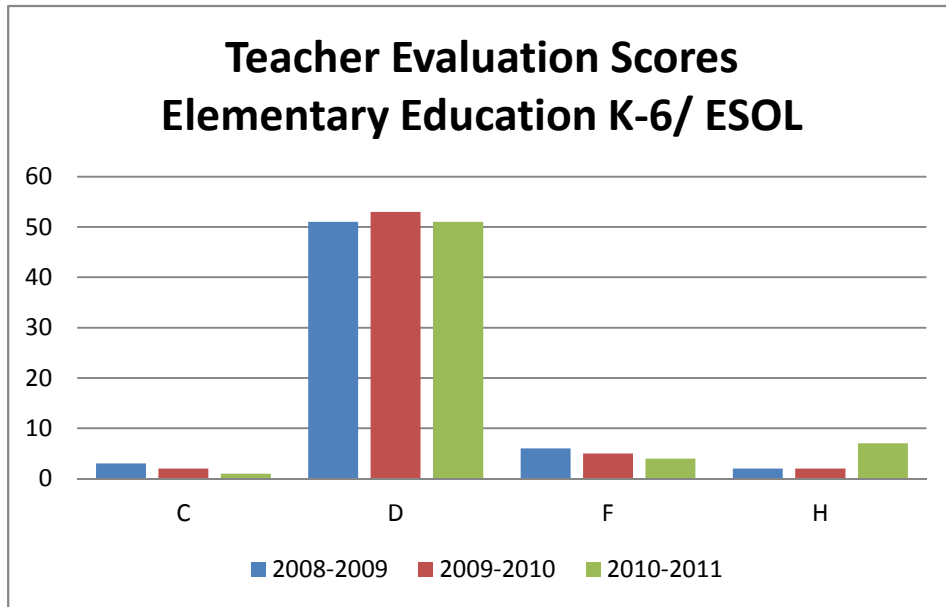
Evaluation Score	2008-2009	2009-2010	2010-2011	Grand Total
C	1			1
D	5	7	6	18
Grand Total	6	7	6	19



School Personnel Evaluation Scores Elementary Education K-6/ ESOL

PROGRAM_NAME ELEMENTARY EDUCATION K-6/ESOL ENDORSEMENT

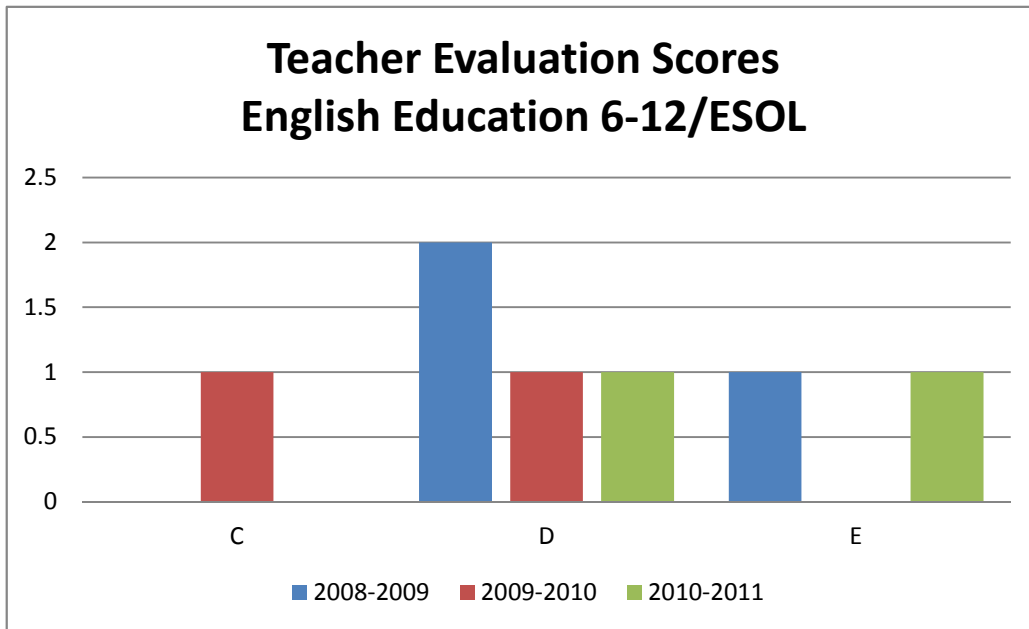
Evaluation Score	2008-2009	2009-2010	2010-2011	Grand Total	
C		3	2	1	6
D	51	53	51	155	
F	6	5	4	15	
H	2	2	7	11	
Grand Total	62	62	63	187	



School Personnel Evaluation Scores English Education 6-12/ESOL

PROGRAM_NAME (Multiple Items)

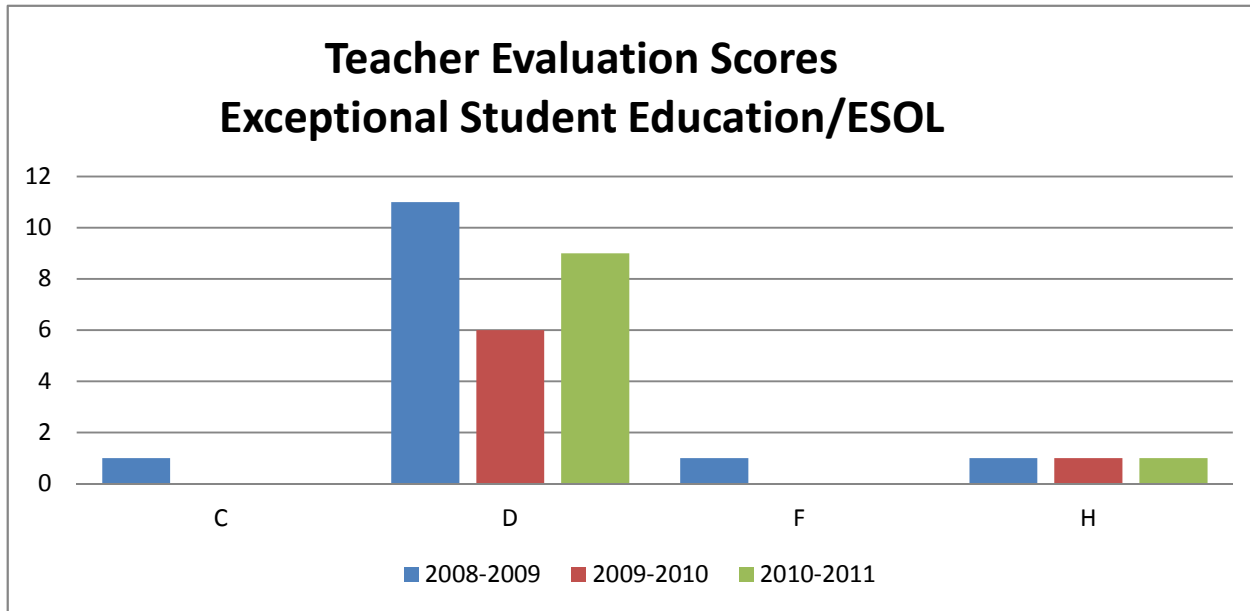
Evaluation Score	2008-2009	2009-2010	2010-2011	Grand Total	
C			1	1	
D		2	1	1	4
E		1		1	2
Grand Total		3	2	2	7



School Personnel Evaluation Scores Exceptional Student Education/ESOL

PROGRAM_NAME EXCEPTIONAL STUDENT EDUCATION K-12/ESOL ENDORSEMENT

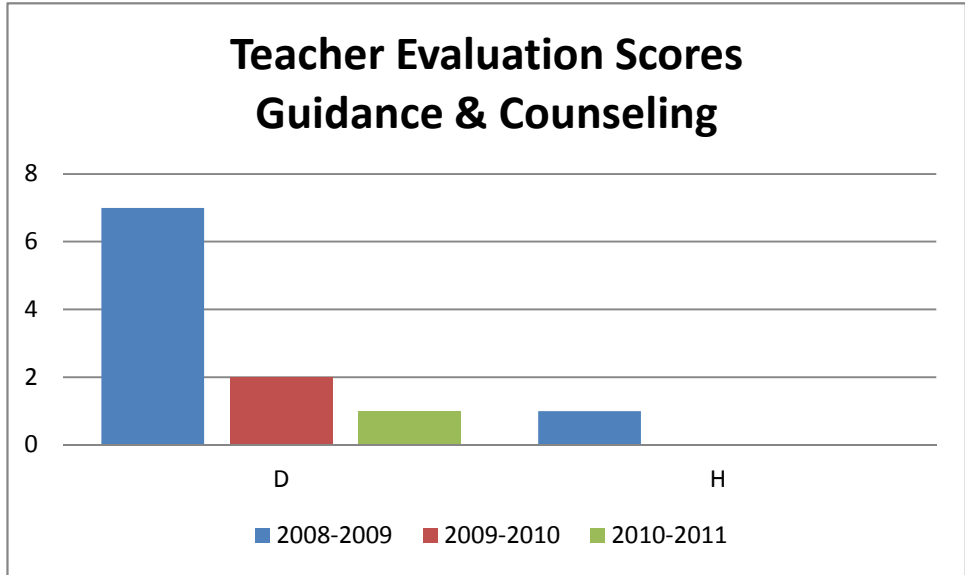
Evaluation Score	2008-2009	2009-2010	2010-2011	Grand Total
C		1		1
D	11	6	9	26
F	1			1
H	1	1	1	3
Grand Total	14	7	10	31



School Personnel Evaluation Scores Guidance & Counseling

PROGRAM_NAME GUIDANCE AND COUNSELING PK-12

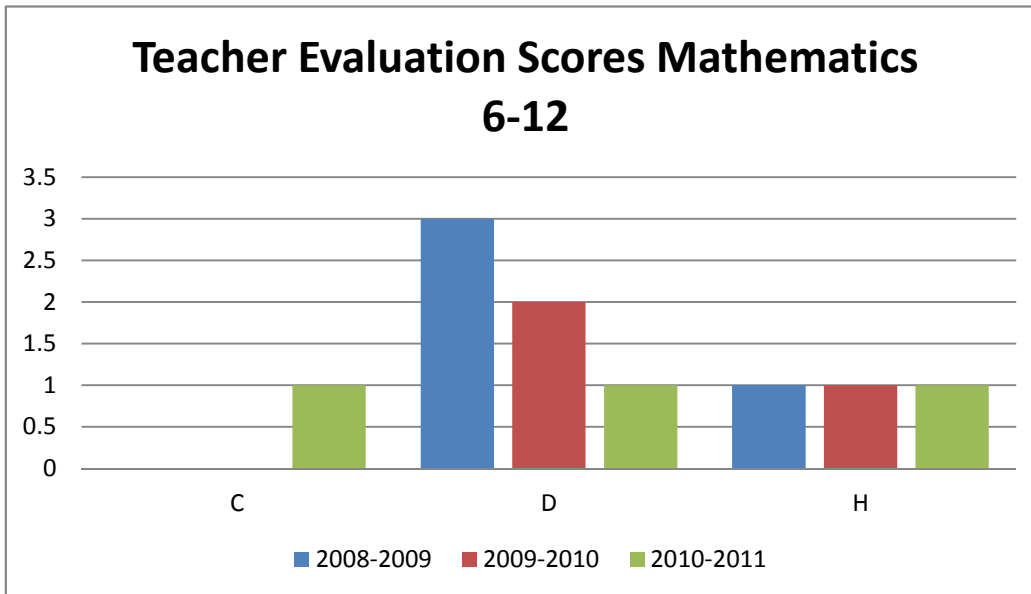
Evaluation Score	2008-2009	2009-2010	2010-2011	Grand Total
D	7	2	1	10
H	1			1
Grand Total	8	2	1	11



School Personnel Evaluation Scores Mathematics 6-12

PROGRAM_NAME (Multiple Items)

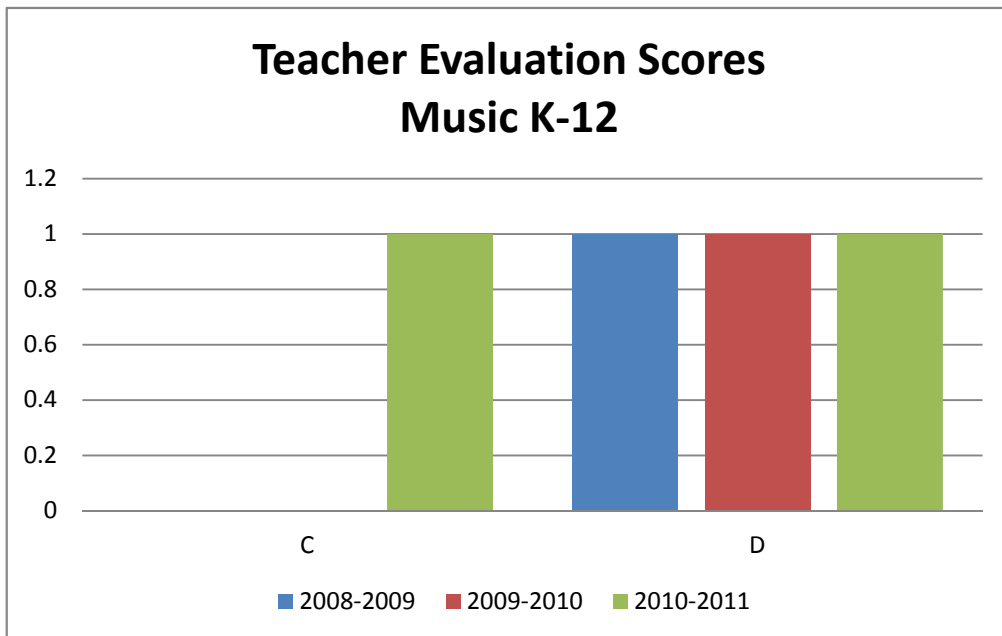
Evaluation Score	2008-2009	2009-2010	2010-2011	Grand Total	
C			1	1	
D		3	2	1	6
H		1	1	1	3
Grand Total		4	3	3	10



School Personnel Evaluation Scores Music Education K-12

PROGRAM_NAME MUSIC K-12

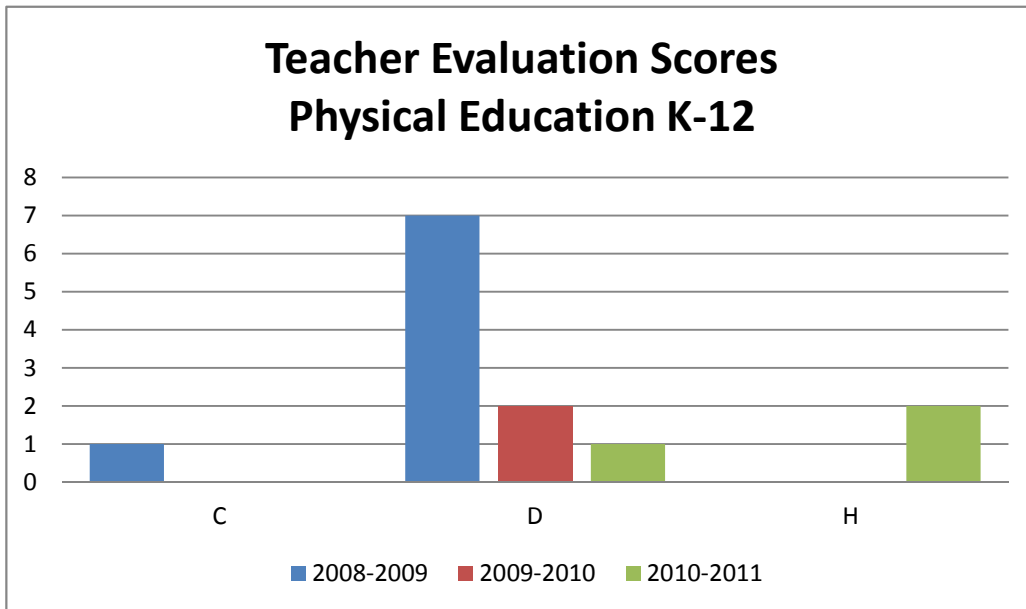
Evaluation Score	2008-2009	2009-2010	2010-2011	Grand Total
C			1	1
D		1	1	1
Grand Total		1	1	2



School Personnel Evaluation Scores Physical Education K-12

PROGRAM_NAME PHYSICAL EDUCATION K-12

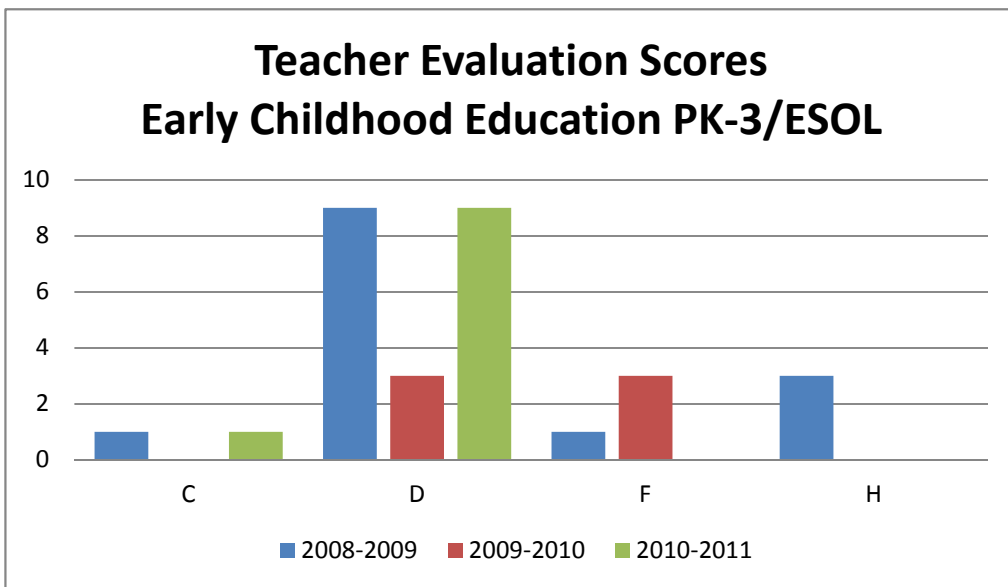
Evaluation Score	2008-2009	2009-2010	2010-2011	Grand Total
C		1		1
D	7	2	1	10
H			2	2
Grand Total	8	2	3	13



School Personnel Evaluation Scores Early Childhood Education PK-3/ESOL

PROGRAM_NAME (Multiple Items)

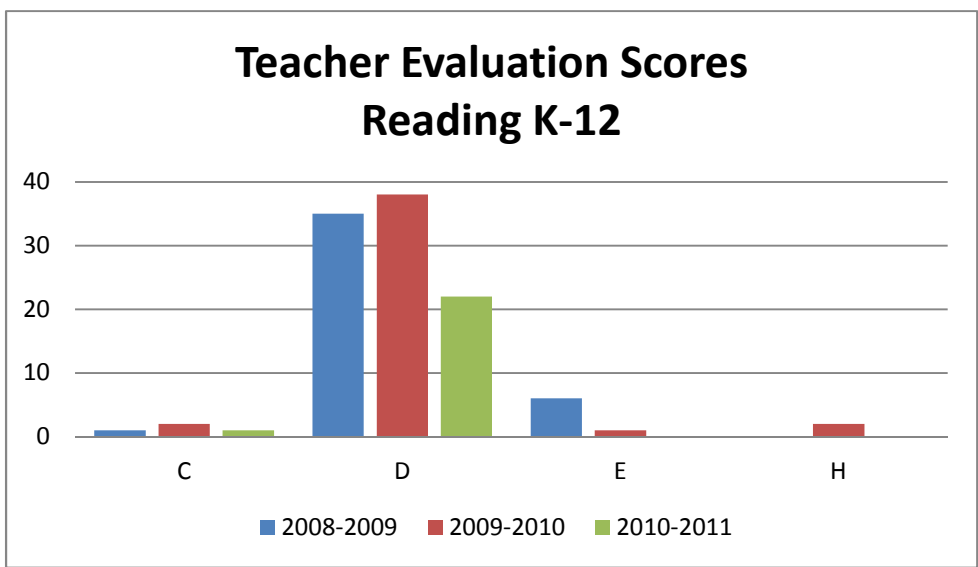
Evaluation Score	2008-2009	2009-2010	2010-2011	Grand Total
C		1		1
D	9	3	9	21
F	1	3		4
H	3			3
Grand Total	14	6	10	30



School Personnel Evaluation Scores Reading K-12

PROGRAM_NAME READING K-12

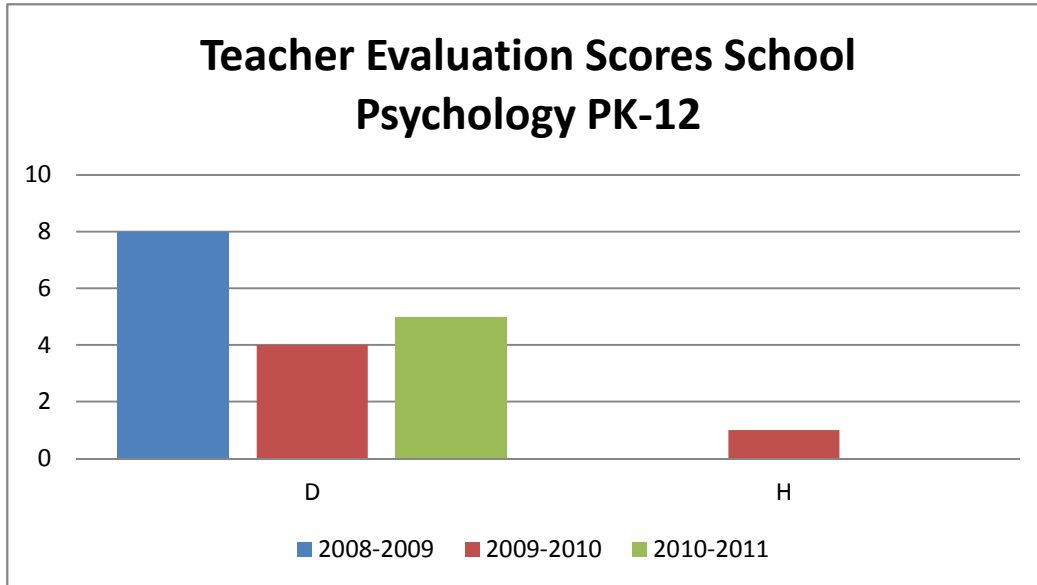
Evaluation Score	2008-2009	2009-2010	2010-2011	Grand Total	
C		1	2	1	4
D		35	38	22	95
E		6	1		7
H			2		2
Grand Total		42	43	23	108



School Personnel Evaluation Scores School Psychology PK-12

PROGRAM_NAME (Multiple Items)

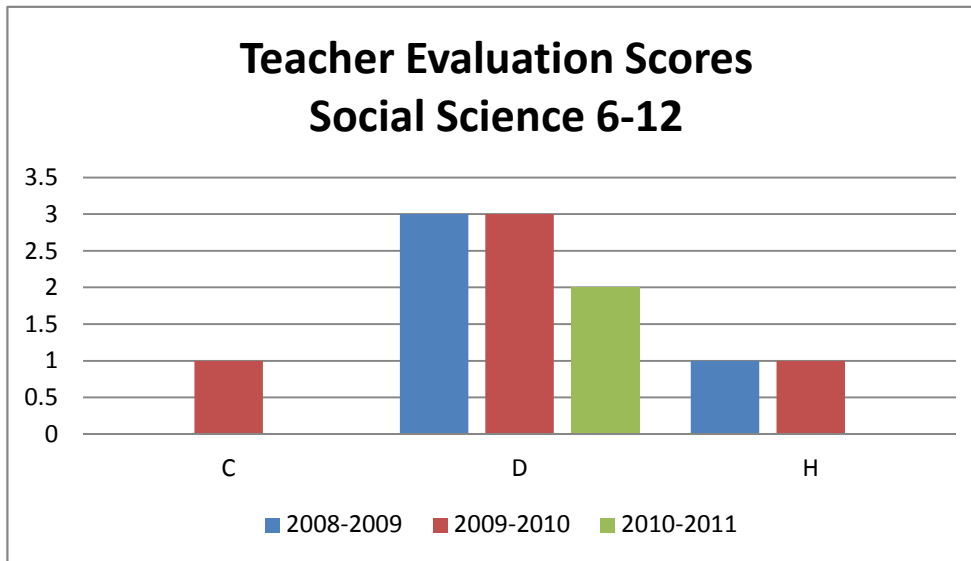
Evaluation Score	2008-2009	2009-2010	2010-2011	Grand Total
D	8	4	5	17
H		1		1
Grand Total	8	5	5	18



School Personnel Evaluation Scores Social Science 6-12

PROGRAM_NAME SOCIAL SCIENCE 6-12

Evaluation Score	2008-2009	2009-2010	2010-2011	Grand Total
C			1	1
D		3	3	2
H		1	1	2
Grand Total		4	5	2



School Personnel Evaluation Scores Professional Training Option

PROGRAM_NAME PROFESSIONAL TRAINING OPTION

Evaluation Score	2008-2009	2009-2010	2010-2011	Grand Total
D	3	4	2	9
H		1	1	2
Grand Total	3	5	3	11

