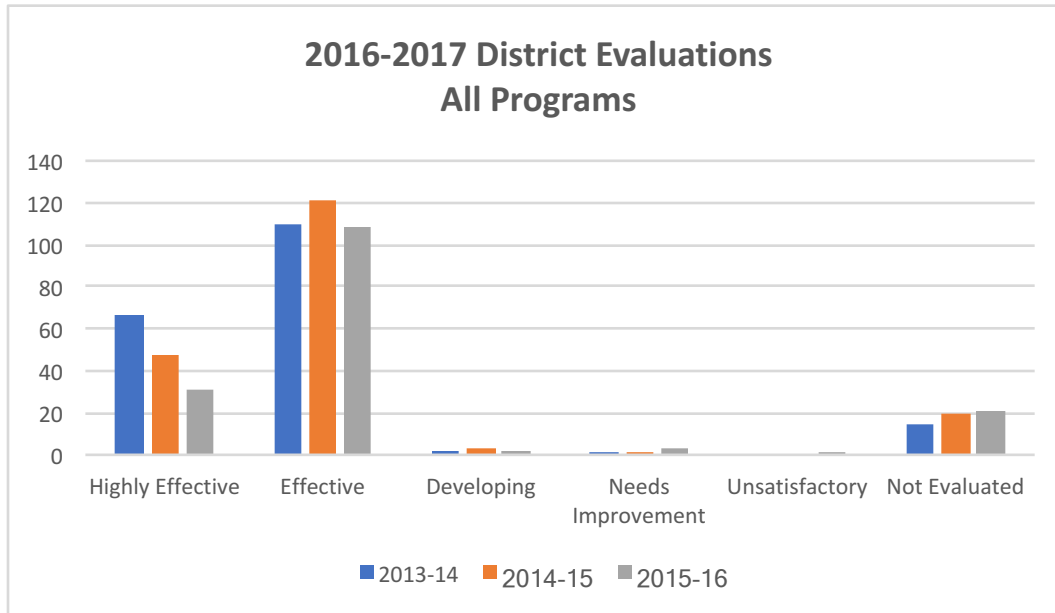


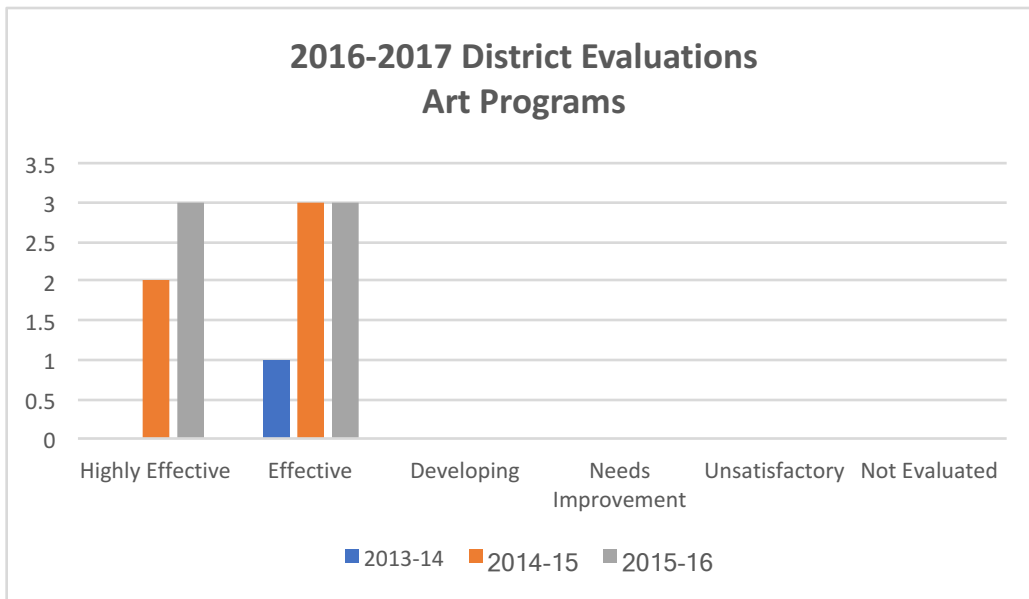
2016-2017 District Evaluations All Programs

Rating	Completion Year			Grand Total
	2013-14	2014-15	2015-16	
Highly Effective	66	48	31	145
Effective	110	121	109	340
Developing	2	3	2	7
Needs Improvement	1	1	3	5
Unsatisfactory	0	0	1	1
Not Evaluated	14	20	21	55
Grand Total	193	193	167	553



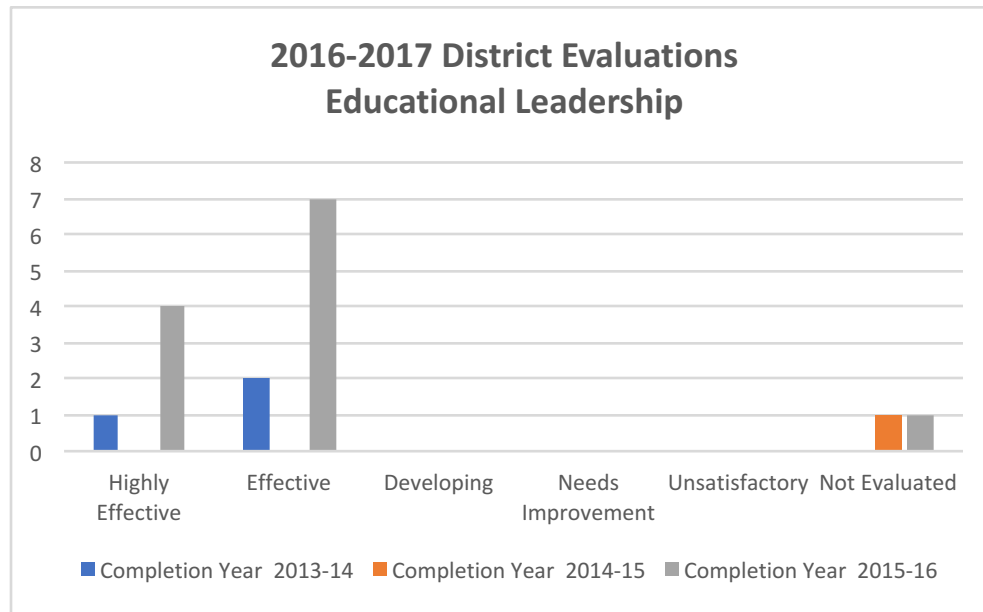
2016-2017 District Evaluations Art Programs

Rating	Completion Year			Grand Total
	2013-14	2014-15	2015-16	
Highly Effective	0	2	3	5
Effective	1	3	3	7
Developing	0	0	0	0
Needs Improvement	0	0	0	0
Unsatisfactory	0	0	0	0
Not Evaluated	0	0	0	0
Grand Total	1	5	6	12



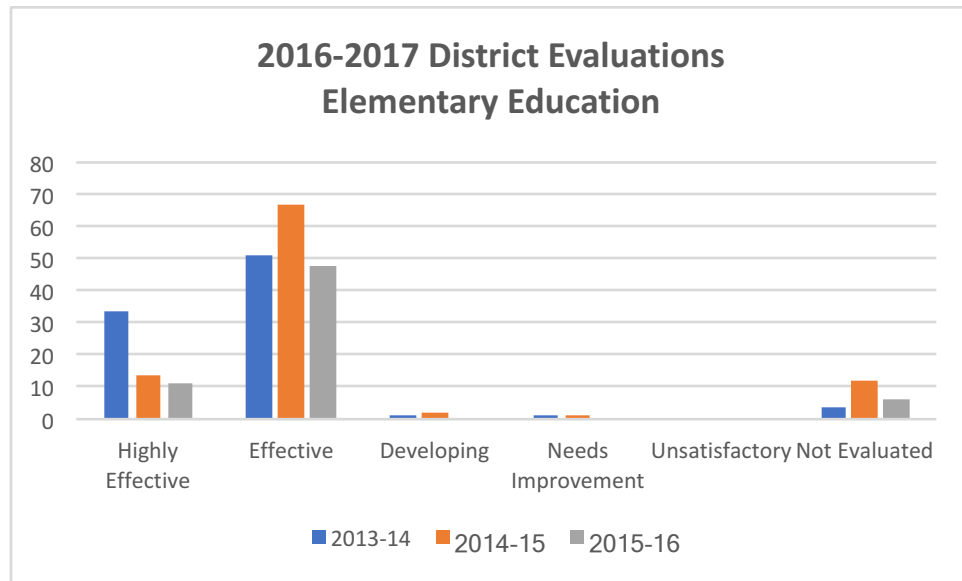
2016-2017 District Evaluations Educational Leadership

Rating	Completion Year			Grand Total
	2013-14	2014-15	2015-16	
Highly Effective	1	0	4	5
Effective	2	0	7	9
Developing	0	0	0	0
Needs Improvement	0	0	0	0
Unsatisfactory	0	0	0	0
Not Evaluated	0	1	1	2
Grand Total	3	1	12	16



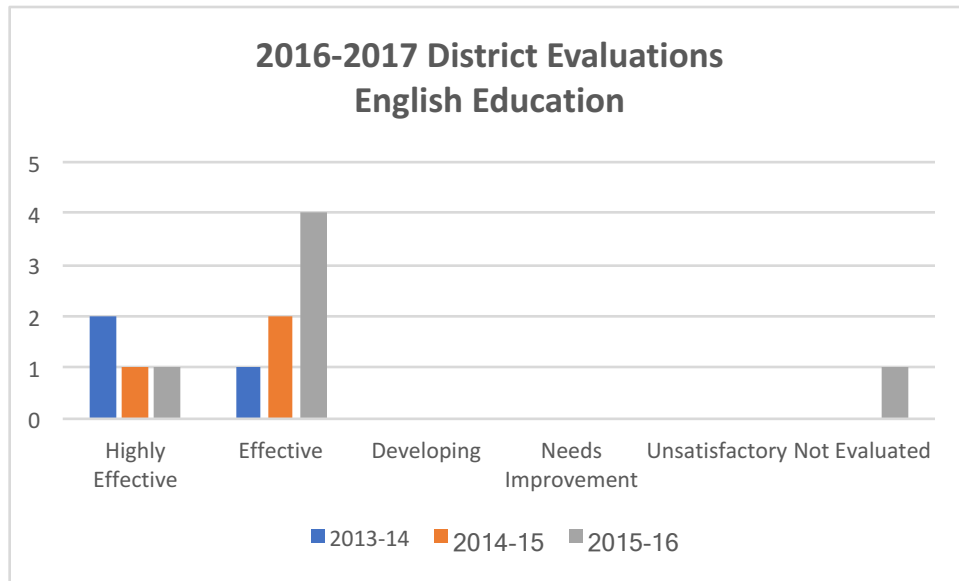
2016-2017 District Evaluations Elementary Education

Rating	Completion Year			Grand Total
	2013-14	2014-15	2015-16	
Highly Effective	34	14	11	59
Effective	51	67	48	166
Developing	1	2	0	3
Needs Improvement	1	1	0	2
Unsatisfactory	0	0	0	0
Not Evaluated	4	12	6	22
Grand Total	91	96	65	252



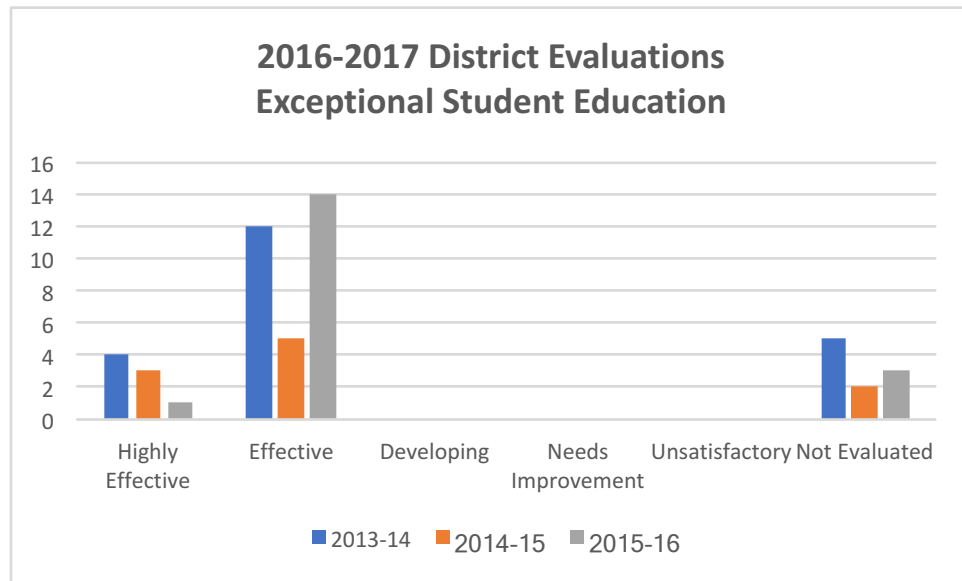
2016-2017 District Evaluations English Education

Rating	Completion Year			Grand Total
	2013-14	2014-15	2015-16	
Highly Effective	2	1	1	4
Effective	1	2	4	7
Developing	0	0	0	0
Needs Improvement	0	0	0	0
Unsatisfactory	0	0	0	0
Not Evaluated	0	0	1	1
Grand Total	3	3	6	12



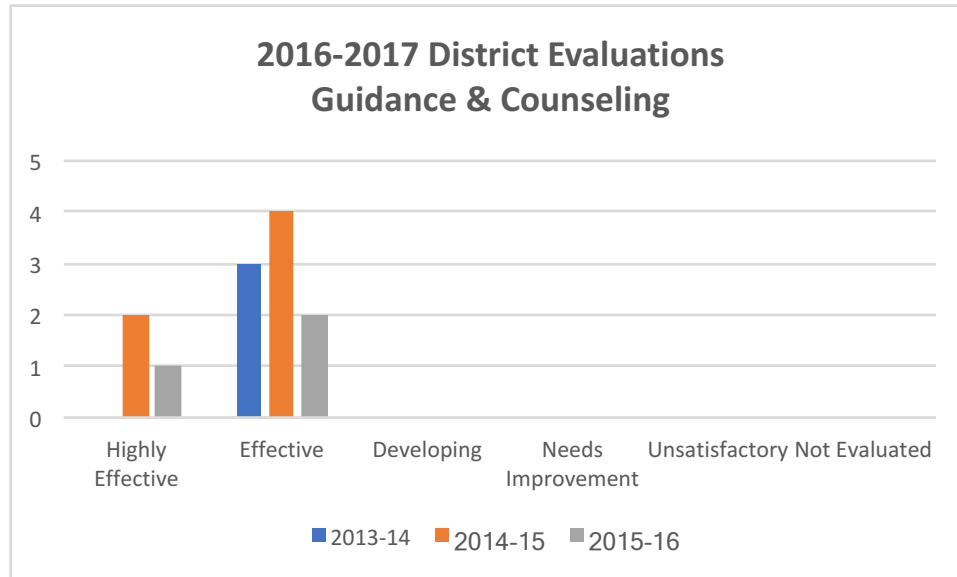
2016-2017 District Evaluations Exceptional Student Education

Rating	Completion Year			Grand Total
	2013-14	2014-15	2015-16	
Highly Effective	4	3	1	8
Effective	12	5	14	31
Developing	0	0	0	0
Needs Improvement	0	0	0	0
Unsatisfactory	0	0	0	0
Not Evaluated	5	2	3	10
Grand Total	21	10	18	49



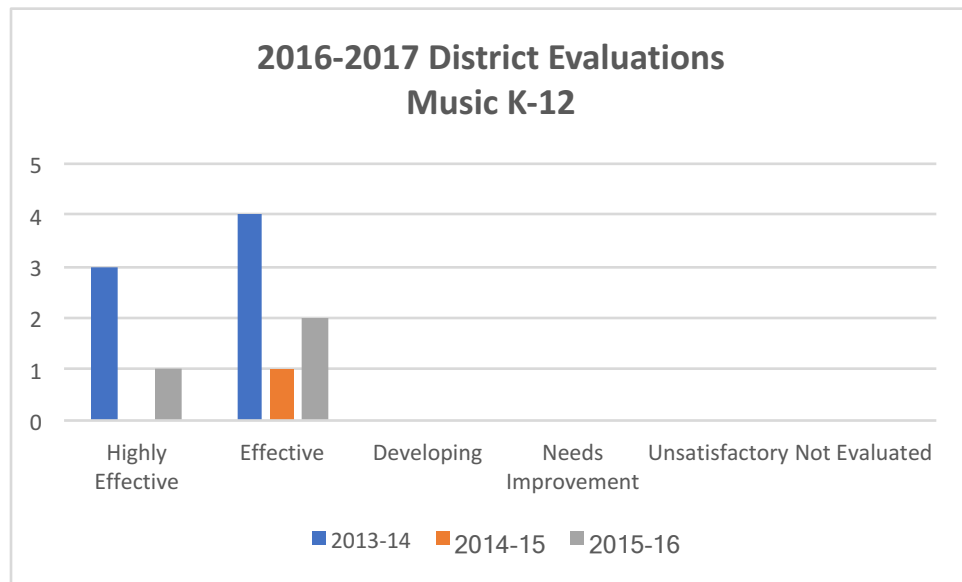
2016-2017 District Evaluations Guidance & Counseling

Rating	Completion Year			Grand Total
	2013-14	2014-15	2015-16	
Highly Effective	0	2	1	3
Effective	3	4	2	9
Developing	0	0	0	0
Needs Improvement	0	0	0	0
Unsatisfactory	0	0	0	0
Not Evaluated	0	0	0	0
Grand Total	3	6	3	12



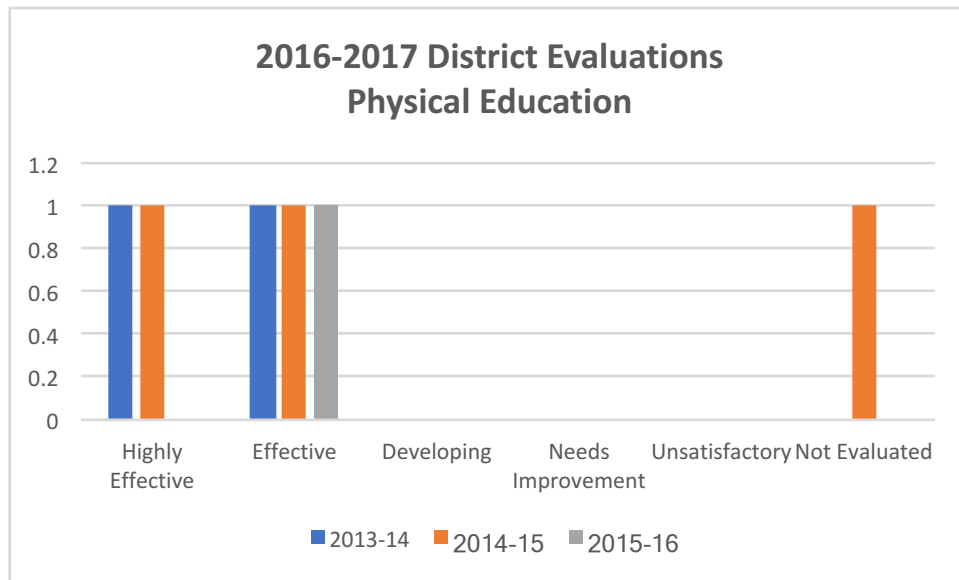
2016-2017 District Evaluations Music K-12

Rating	Completion Year			Grand Total
	2013-14	2014-15	2015-16	
Highly Effective	3	0	1	4
Effective	4	1	2	7
Developing	0	0	0	0
Needs Improvement	0	0	0	0
Unsatisfactory	0	0	0	0
Not Evaluated	0	0	0	0
Grand Total	7	1	3	11



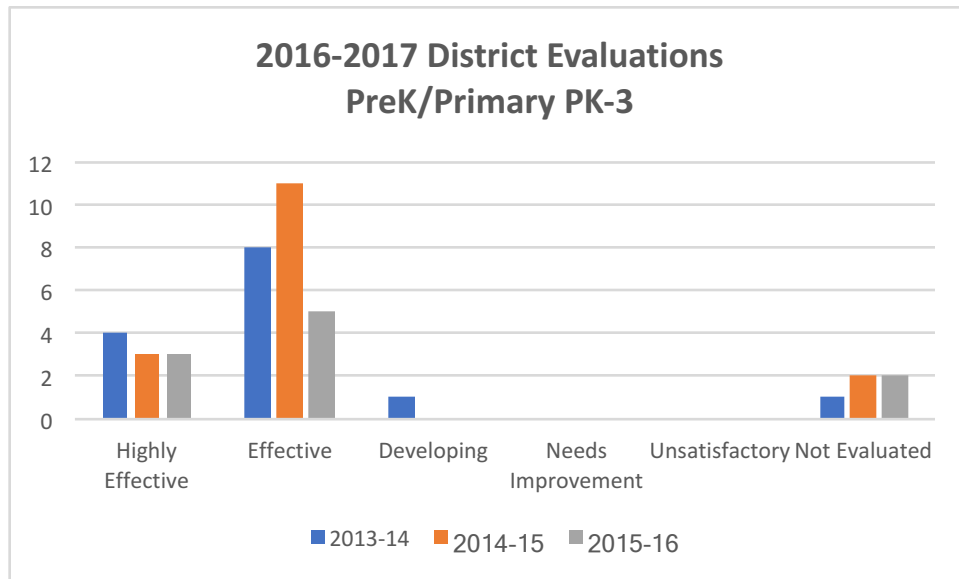
2016-2017 District Evaluations Physical Education

Rating	Completion Year			Grand Total
	2013-14	2014-15	2015-16	
Highly Effective	1	1	0	2
Effective	1	1	1	3
Developing	0	0	0	0
Needs Improvement	0	0	0	0
Unsatisfactory	0	0	0	0
Not Evaluated	0	1	0	1
Grand Total	2	3	1	6



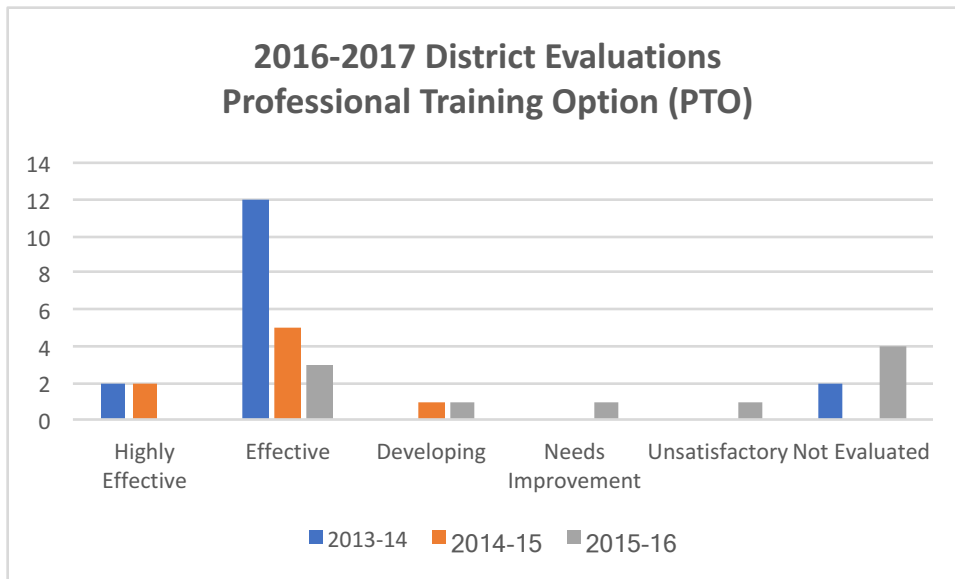
2016-2017 District Evaluations PreK/Primary PK-3

Rating	Completion Year			Grand Total
	2013-14	2014-15	2015-16	
Highly Effective	4	3	3	10
Effective	8	11	5	24
Developing	1	0	0	1
Needs Improvement	0	0	0	0
Unsatisfactory	0	0	0	0
Not Evaluated	1	2	2	5
Grand Total	14	16	10	40



2016-2017 District Evaluations Professional Training Option (PTO)

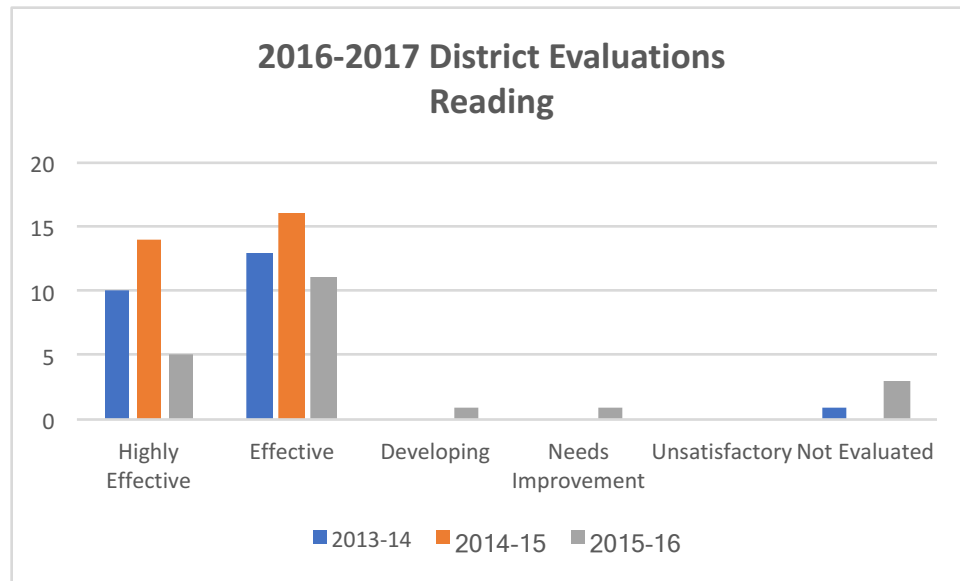
Rating	Completion Year			Grand Total
	2013-14	2014-15	2015-16	
Highly Effective	2	2	0	4
Effective	12	5	3	20
Developing	0	1	1	2
Needs Improvement	0	0	1	1
Unsatisfactory	0	0	1	1
Not Evaluated	2	0	4	6
Grand Total	16	8	10	34



2016-2017 District Evaluations

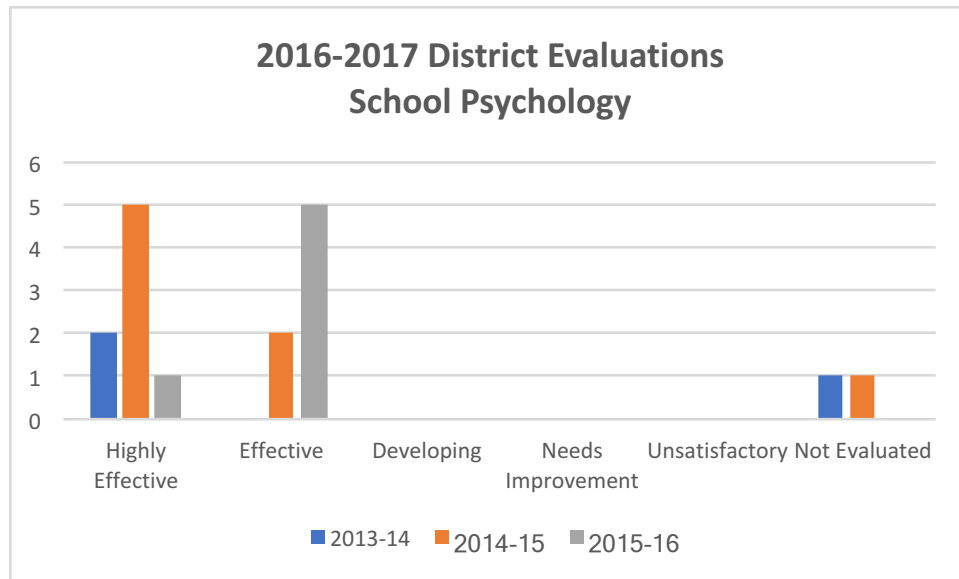
Reading

Rating	Completion Year			Grand Total
	2013-14	2014-15	2015-16	
Highly Effective	10	14	5	29
Effective	13	16	11	40
Developing	0	0	1	1
Needs Improvement	0	0	1	1
Unsatisfactory	0	0	0	0
Not Evaluated	1	0	3	4
Grand Total	24	30	21	75



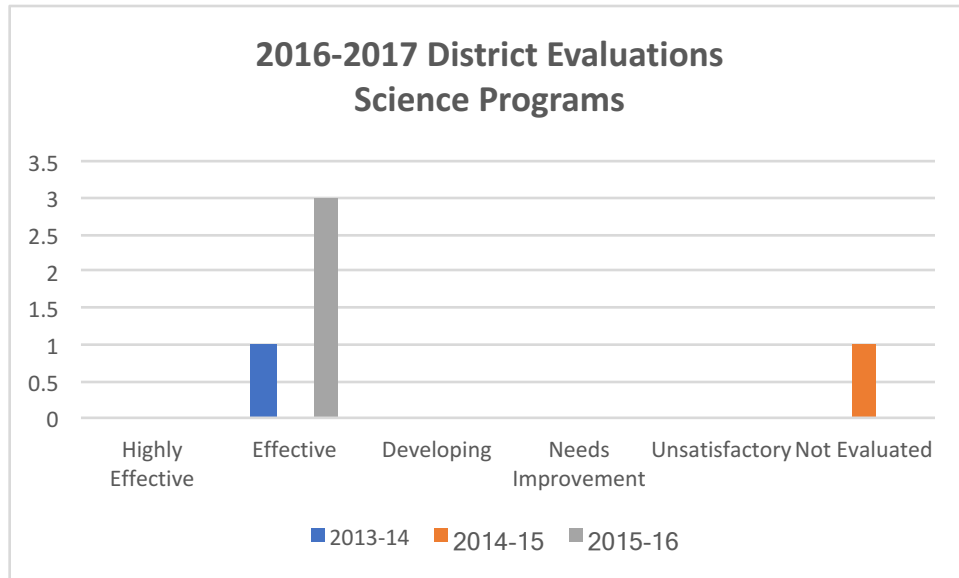
2016-2017 District Evaluations School Psychology

Rating	Completion Year			Grand Total
	2013-14	2014-15	2015-16	
Highly Effective	2	5	1	8
Effective	0	2	5	7
Developing	0	0	0	0
Needs Improvement	0	0	0	0
Unsatisfactory	0	0	0	0
Not Evaluated	1	1	0	2
Grand Total	3	8	6	17



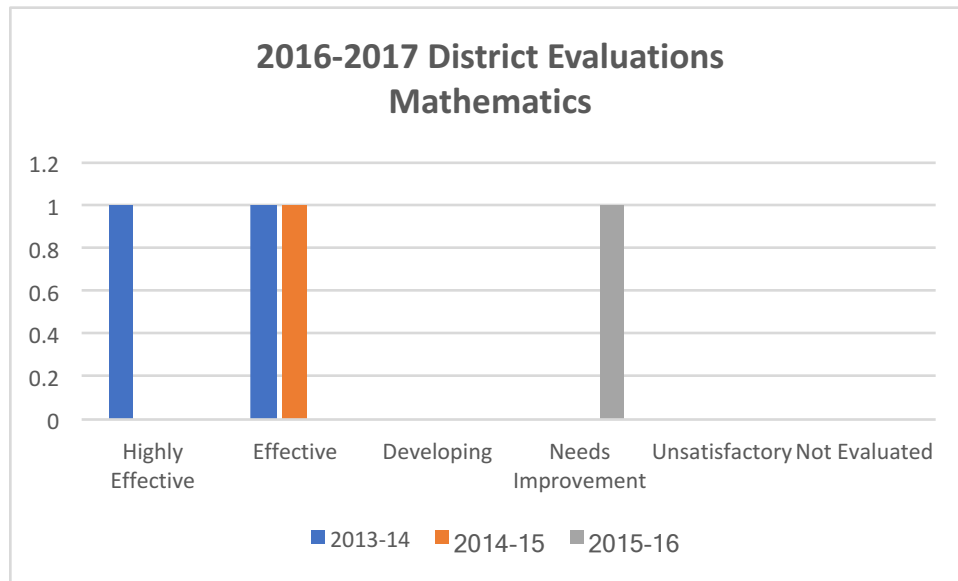
2016-2017 District Evaluations Science Programs

Rating	Completion Year			Grand Total
	2013-14	2014-15	2015-16	
Highly Effective	0	0	0	0
Effective	1	0	3	4
Developing	0	0	0	0
Needs Improvement	0	0	0	0
Unsatisfactory	0	0	0	0
Not Evaluated	0	1	0	1
Grand Total	1	1	3	5



2016-2017 District Evaluations Mathematics

Rating	Completion Year			Grand Total
	2013-14	2014-15	2015-16	
Highly Effective	1	0	0	1
Effective	1	1	0	2
Developing	0	0	0	0
Needs Improvement	0	0	1	1
Unsatisfactory	0	0	0	0
Not Evaluated	0	0	0	0
Grand Total	2	1	1	4



2016-2017 District Evaluations Social Science

Rating	Completion Year			Grand Total
	2013-14	2014-15	2015-16	
Highly Effective	2	1	0	3
Effective	0	3	1	4
Developing	0	0	0	0
Needs Improvement	0	0	0	0
Unsatisfactory	0	0	0	0
Not Evaluated	0	0	1	1
Grand Total	2	4	2	8

